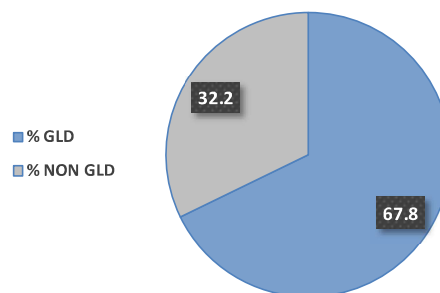


# 2024 Results Summary

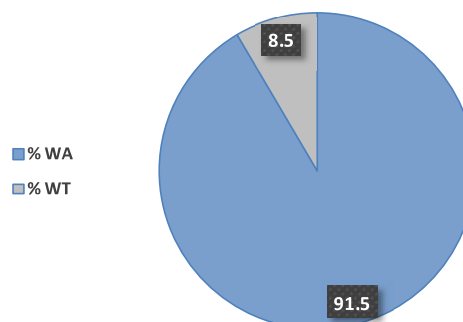
## EYFSP

| Context  | % Good Level of Development | Average number of ELG's at the expected level |
|----------|-----------------------------|---|
| School   | 68                          | 13.9  |
| LA       | 66                          | 13.5  |
| National | 68                          | 14.1  |



## Y1 Phonics

| Context  | % Working At | Average Mark |
|----------|--------------|--------------|
| School   | 92           | 35.4         |
| LA       | 78           | 33.0         |
| National | 80           | 33.0         |

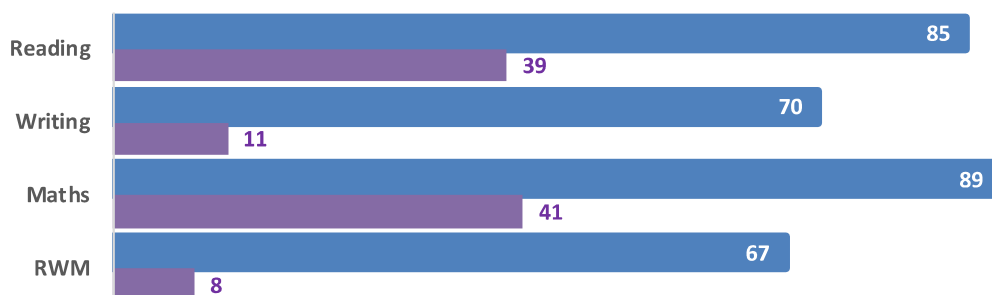


## KS2

| Context  | % Expected Standard or above |         |       |     | % Higher Standard |         |       |     |
|----------|------------------------------|---------|-------|-----|-------------------|---------|-------|-----|
|          | Reading                      | Writing | Maths | RWM | Reading           | Writing | Maths | RWM |
| School   | 85                           | 70      | 89    | 67  | 39                | 11      | 41    | 8   |
| LA       | 73                           | 70      | 73    | 59  | 27                | 9       | 24    | 6   |
| National | 74                           | 73      | 73    | 61  | 28                | 13      | 24    | 8   |

School Outcomes 2024

■ % EXS+ ■ % HS



| Context | Average Scaled Score |       |     | Average Progress |         |       |
|---------|----------------------|-------|-----|------------------|---------|-------|
|         | Reading              | Maths | GPS | Reading          | Writing | Maths |
| School  | 107                  | 108   | 109 | 0.0              | 0.0     | 0.0   |
| LA      | 105                  | 104   | 105 | -0.3             | 0.1     | 0.1   |