

Reports powered by...

Perspective



# St Giles Church of England Primary School



Remote Learning Questionnaire 29/01/2021

Created on 29/01/2021

Printed by Mark Dakin

## Introduction

---

Perspective surveys are an opportunity to find out how a group of people perceive things that relate to your school or centre.

The following pages contain the results of your survey. Use this report to help you understand peoples perceptions and develop your school or centre to cater for or improve these perceptions.

## The Survey

---

The survey was active between 21/01/2021 – 29/01/2021 and was answered anonymously.

The survey asks a series of questions which the person must rate. The ratings are as follows:

1. Yes
2. No

## The Report

---

This report is broken down into several sections:

- **Survey Response**  
This is an overview of how people responded to your survey.
- **Feedback Summary**  
This section gives an overall look at the survey answers.
- **Detailed Feedback**  
This section details answers given to each question.

### **Important note regarding this report:**

Reports from surveys contain all the collated feedback from all respondents excepting the following:

Where a survey response contains offensive language, or information that breaches confidentiality/privacy, or information that endangers others, or information that might identify specific children, and where this is detected by automated processes in the software or by quality review, then these responses will be omitted from the survey report.

## Survey Responses

---

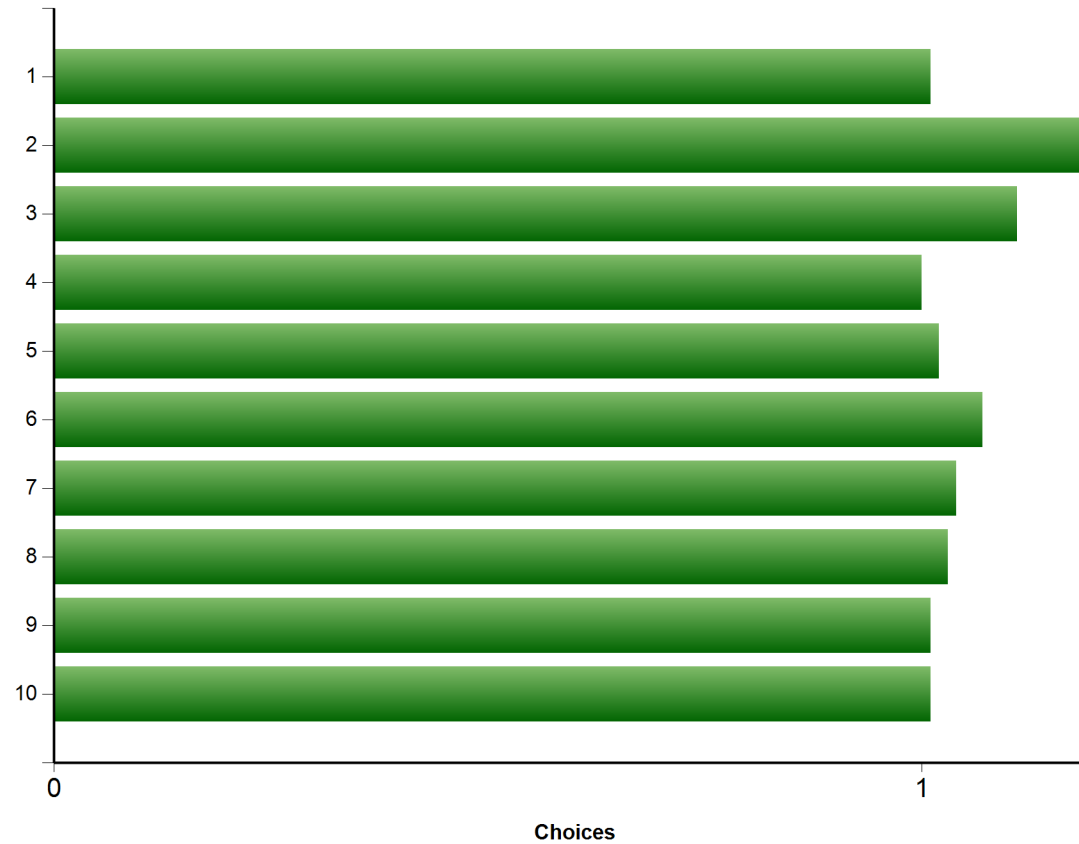
This table gives an overview of the amount of responses you have received.

Distributed To	Completed Questionnaire
164	88

## Feedback Summary

Here is a graph representing the average user response for each question

Question	Response		Average
	1	2	
1	94	1	1.01
2	77	18	1.19
3	85	10	1.11
4	95	0	1
5	93	2	1.02
6	88	7	1.07
7	91	4	1.04
8	92	3	1.03
9	94	1	1.01
10	94	1	1.01

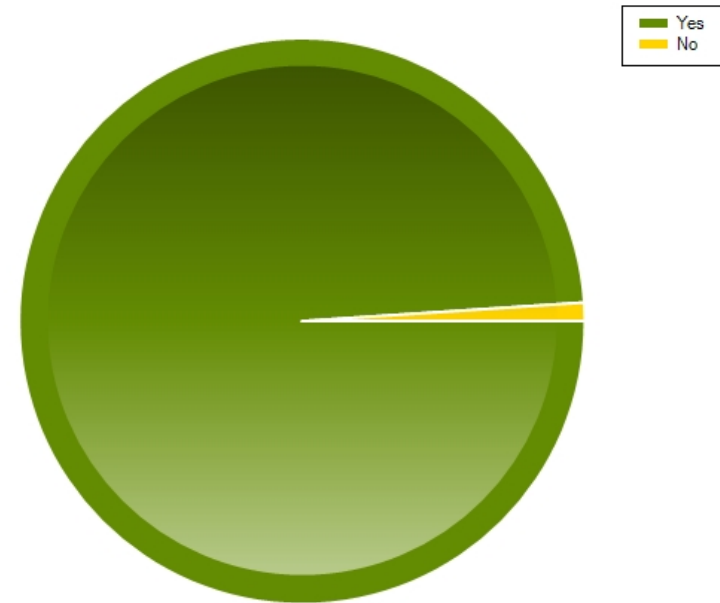
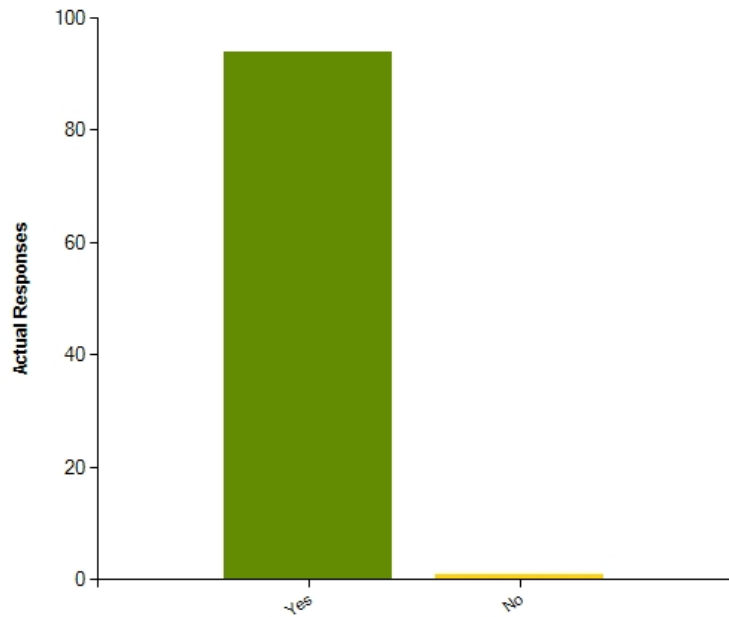


# Questions

**Question :** Has your child been able to access Remote Learning?

	Yes	No
<b>No. Of Responses</b>	94	1
<b>Response Percentage</b>	98.95	1.05

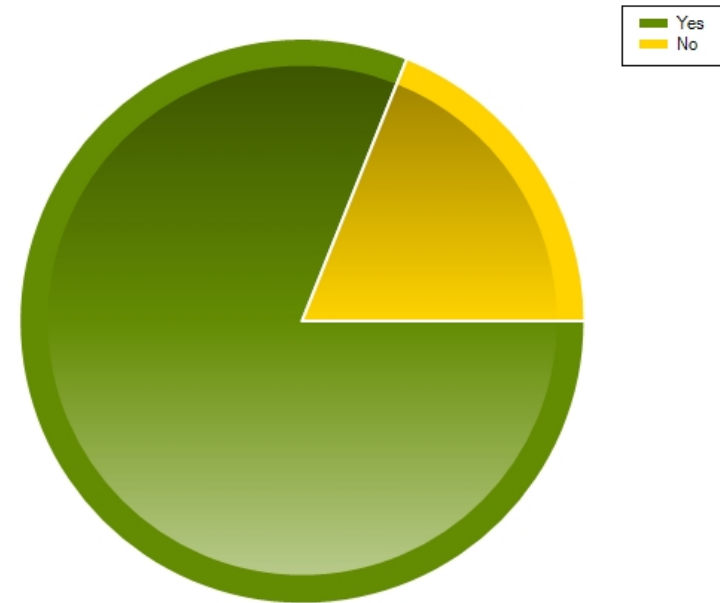
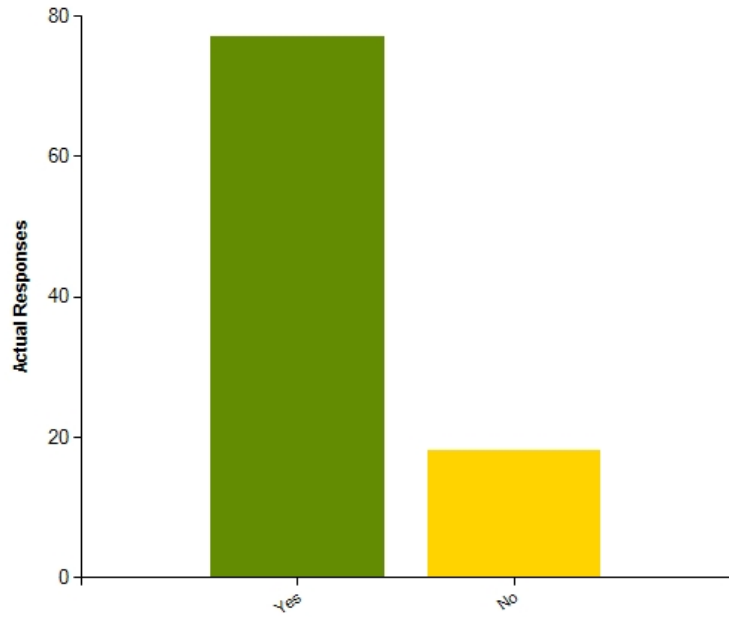
<b>Average Response</b>	1.01
<b>Most Popular Response</b>	Yes



**Question :** Are you aware of the DFE's Remote Learning Expectations.

	Yes	No
<b>No. Of Responses</b>	77	18
<b>Response Percentage</b>	81.05	18.95

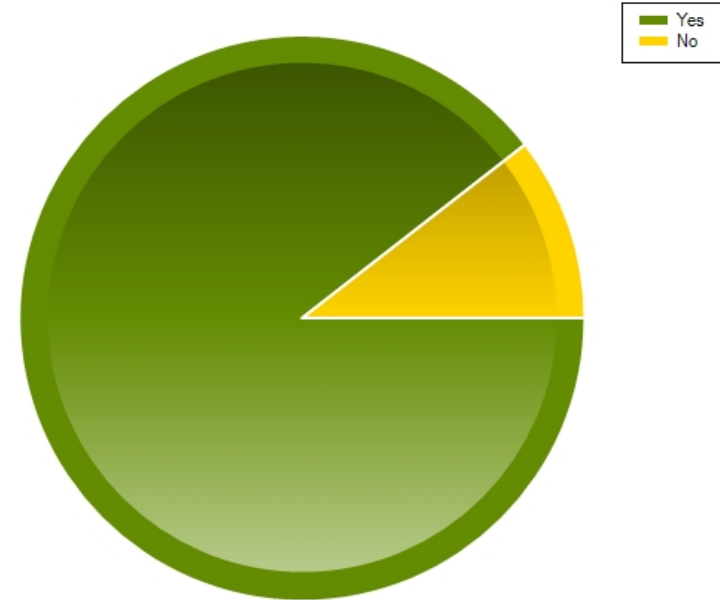
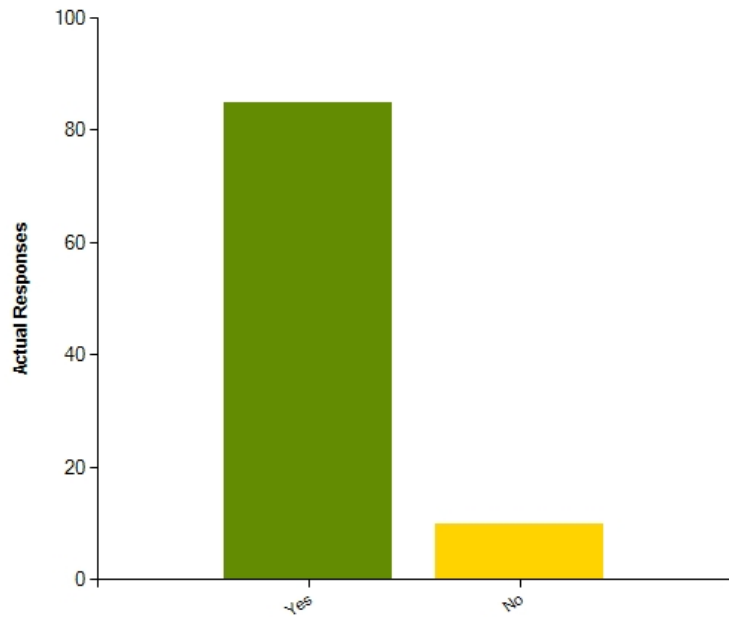
<b>Average Response</b>	1.19
<b>Most Popular Response</b>	Yes



**Question :** Is the school meeting the DFE expectations?

	Yes	No
<b>No. Of Responses</b>	85	10
<b>Response Percentage</b>	89.47	10.53

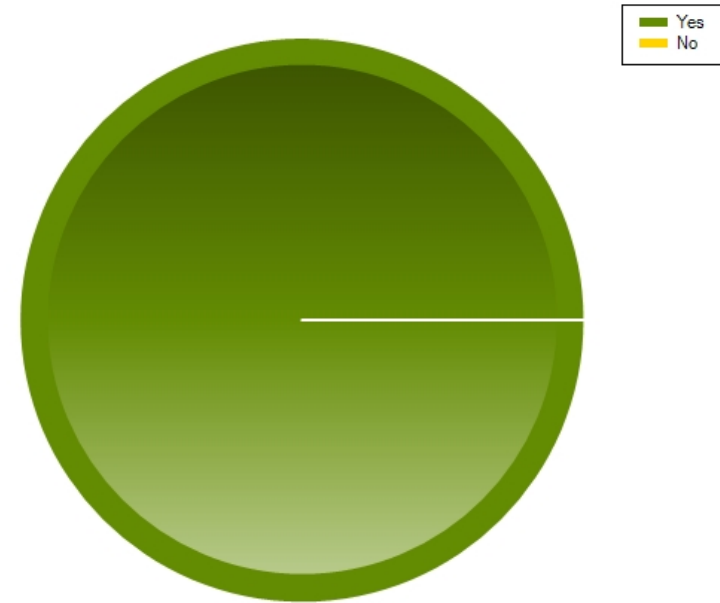
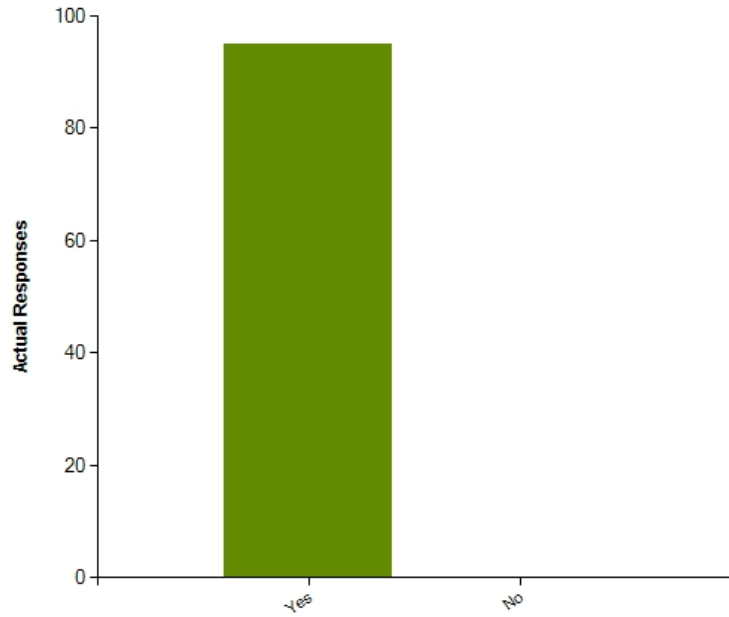
<b>Average Response</b>	1.11
<b>Most Popular Response</b>	Yes



**Question :** Are you aware of your child's current targets?

	Yes	No
<b>No. Of Responses</b>	95	0
<b>Response Percentage</b>	100	0

<b>Average Response</b>	1
<b>Most Popular Response</b>	Yes

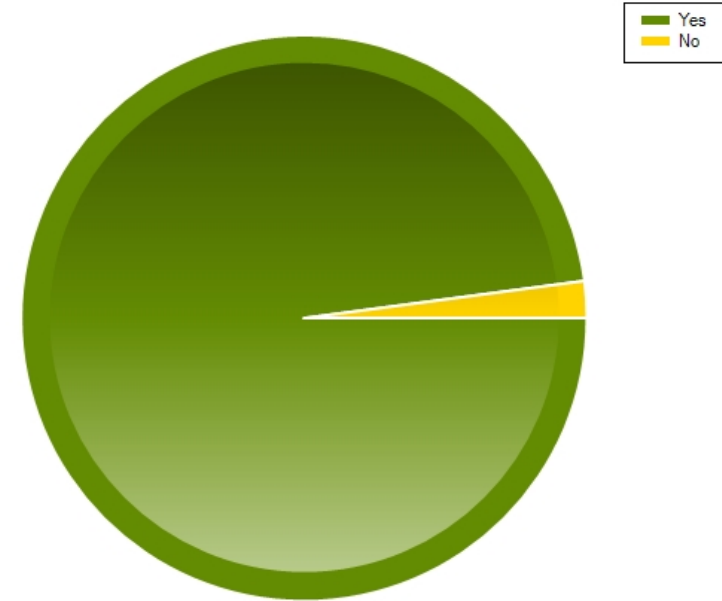
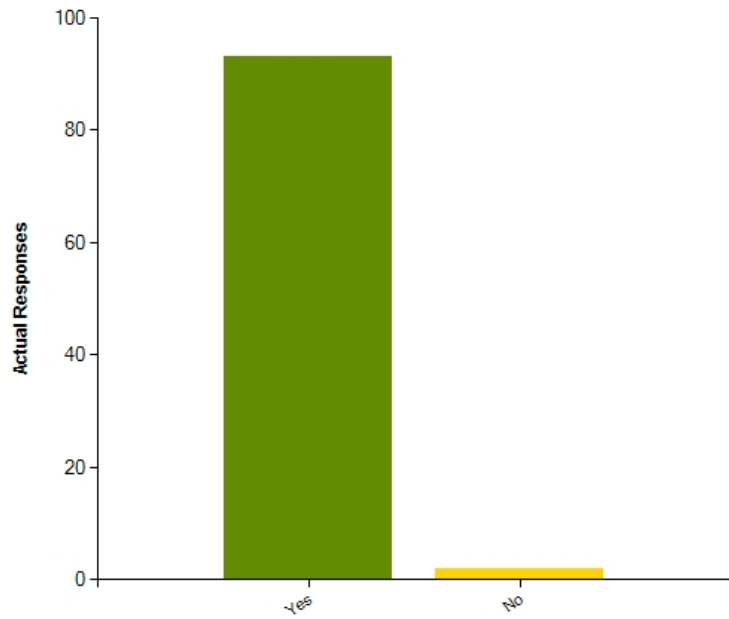




**Question :** Has your child continued to make progress and learn during current closure?

	Yes	No
<b>No. Of Responses</b>	93	2
<b>Response Percentage</b>	97.89	2.11

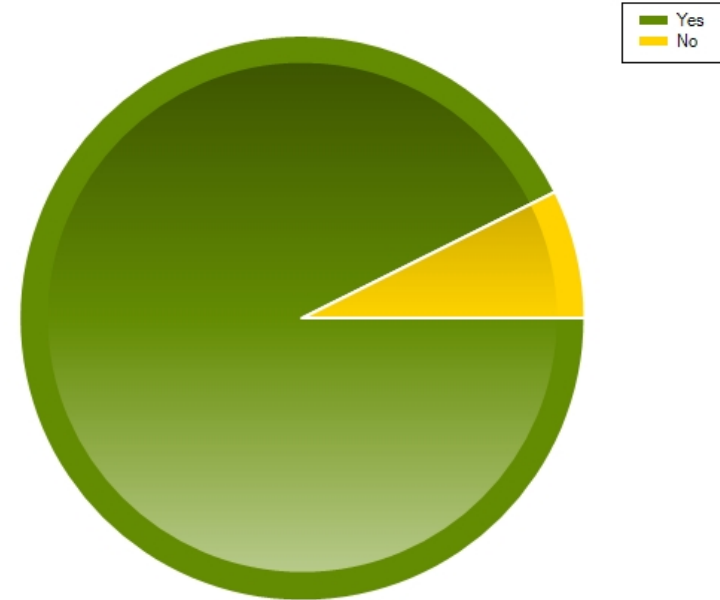
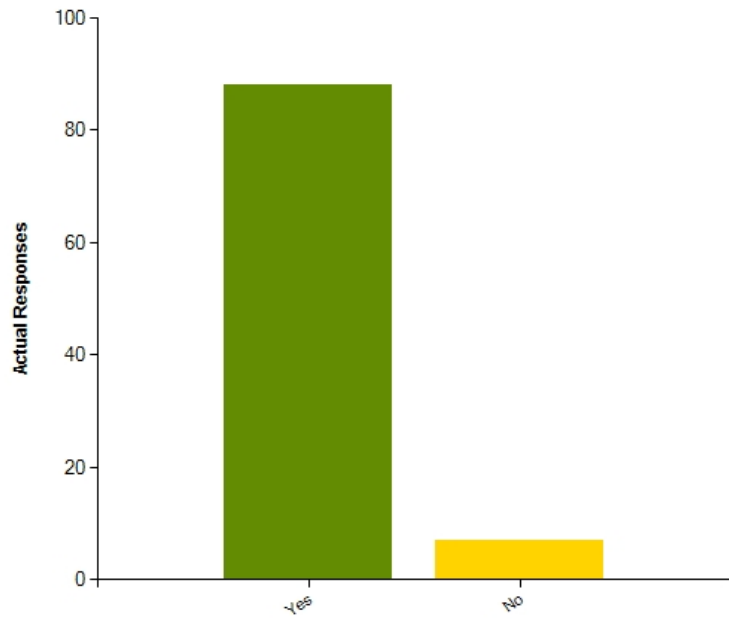
<b>Average Response</b>	1.02
<b>Most Popular Response</b>	Yes



**Question :** Do you think our Remote Learning is of high quality?

	Yes	No
<b>No. Of Responses</b>	88	7
<b>Response Percentage</b>	92.63	7.37

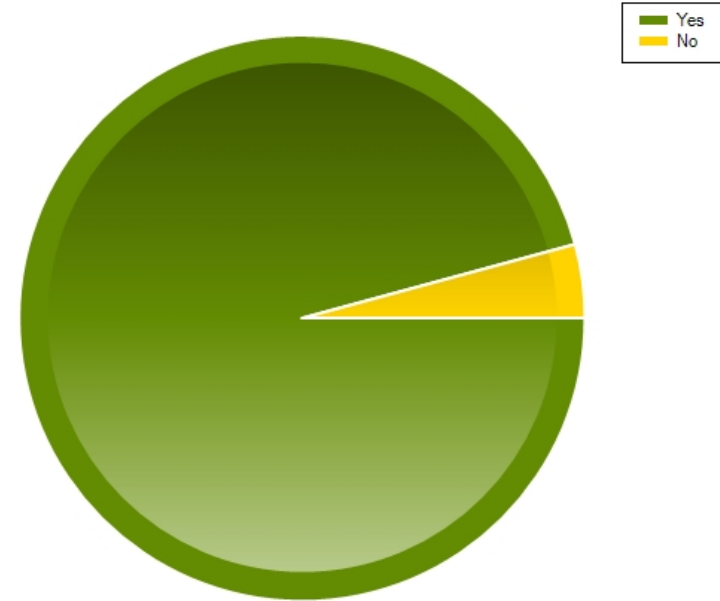
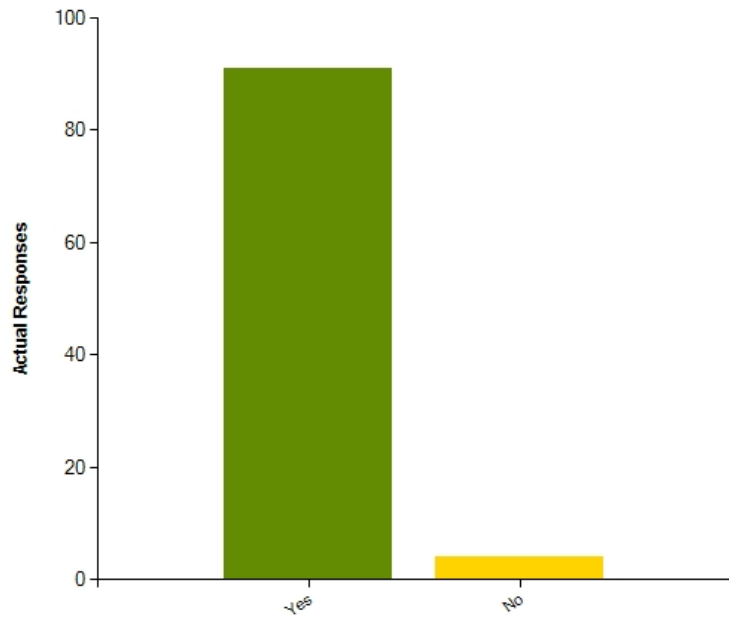
<b>Average Response</b>	1.07
<b>Most Popular Response</b>	Yes



**Question :** Has your child had access to daily live teaching/contact from their teacher?

	Yes	No
<b>No. Of Responses</b>	91	4
<b>Response Percentage</b>	95.79	4.21

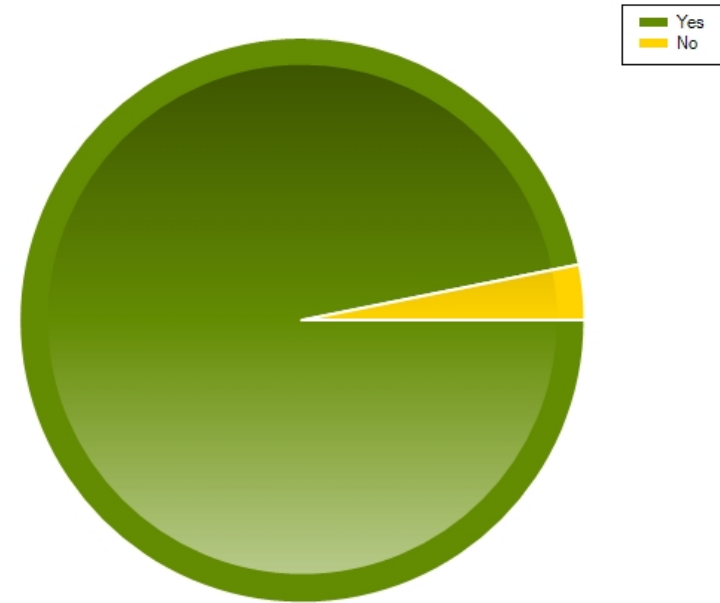
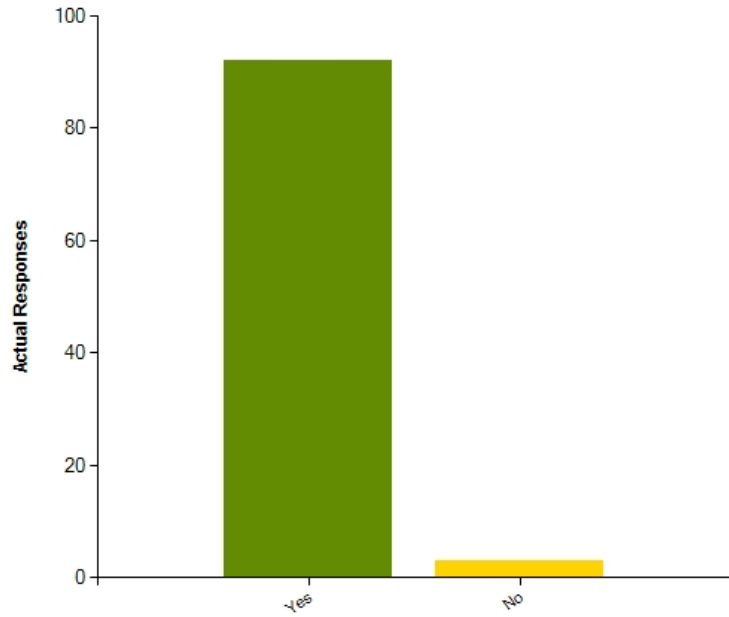
<b>Average Response</b>	1.04
<b>Most Popular Response</b>	Yes



**Question :** Does the Remote Learning curriculum cover areas of the curriculum beyond Maths and English?

	Yes	No
<b>No. Of Responses</b>	92	3
<b>Response Percentage</b>	96.84	3.16

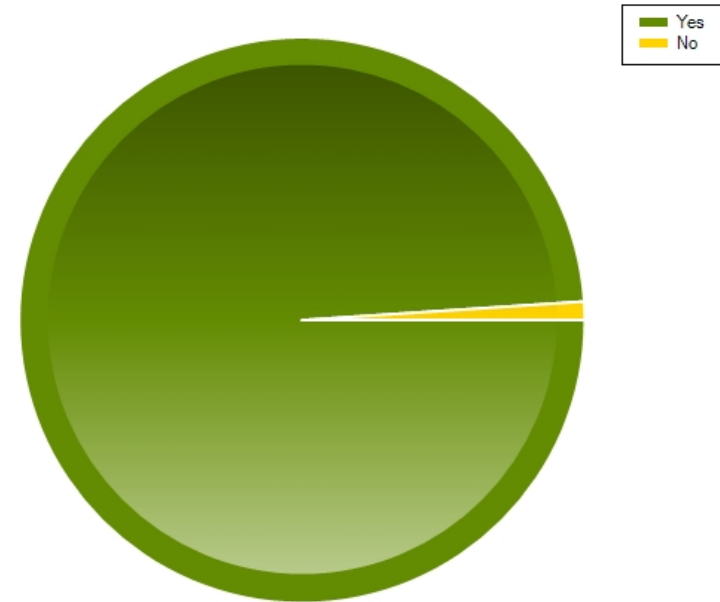
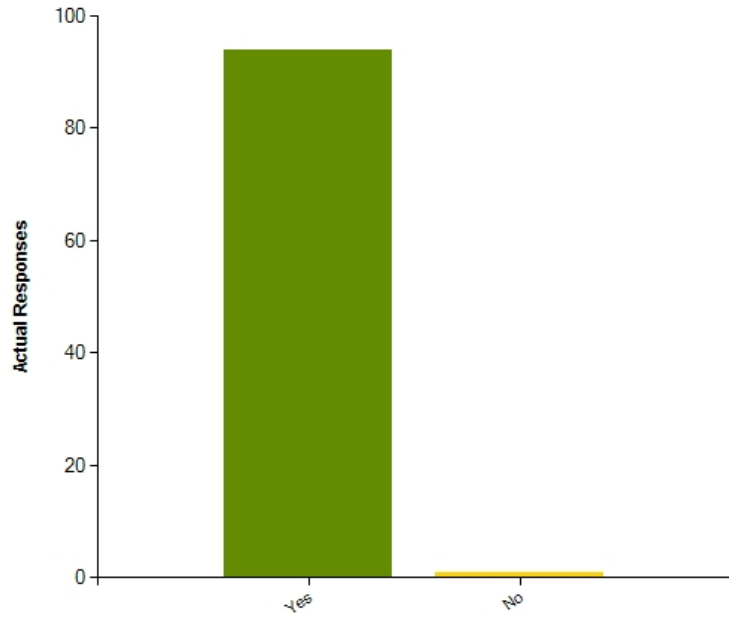
<b>Average Response</b>	1.03
<b>Most Popular Response</b>	Yes



**Question :** Does the school provide quality feedback for your child to maintain learning? Inc Chat/Live

	Yes	No
<b>No. Of Responses</b>	94	1
<b>Response Percentage</b>	98.95	1.05

<b>Average Response</b>	1.01
<b>Most Popular Response</b>	Yes



**Question :** Do you think your child is safe online while completing Remote Learning?

	Yes	No
<b>No. Of Responses</b>	94	1
<b>Response Percentage</b>	98.95	1.05

<b>Average Response</b>	1.01
<b>Most Popular Response</b>	Yes

