

Nursery - Autumn Term



article 13 (freedom of expression) Every child must be free to express their thoughts and opinions and to access all kinds of information, as long as it is within the law.

article 15 (freedom of association) Every child has the right to meet with other children and to join groups and organisations, as long as this does not stop other people from enjoying their rights.

article 28 (right to education) Every child has the right to an education. Primary education must be free and different forms of secondary education must be available to every child. Discipline in schools must respect children’s dignity and their rights. Richer countries must help poorer countries achieve this.

article 29 (goals of education) Education must develop every child’s personality, talents and abilities to the full. It must encourage the child’s respect for human rights, as well as respect for their parents, their own and other cultures, and the environment.

Spring 1

Winter Wonderland - We will explore the seasonal changes that happen during winter. We will find out about the different weather associated with the winter season and explore changes that happens to water as it freezes. We will find out about what happens to plants and animals during cold weather & explore places in the world that are always cold and snowy, including the animals that live there





Puddles & rainbows - In the Puddles and Rainbows project, we will learn about the weather associated with the season of spring. We will explore natural phenomena, including rainbows, clouds, rain and wind. We will explore colours found in the natural environment and learn how to mix primary colours to make new colours.


Chinese New Year – We will learn all about the Chinese New Year and how it is celebrated.

Development Matters Objectives

Maths	Number; Numerical patterns
PD	Gross motor skills; Fine motor skills
PSED	Self-regulation; Managing self; Building relationships
World	Past and present; People culture and communities
Exp A&D	Creating with materials; Being imaginative and expressive
CL	Listening, attention and understanding; Speaking
Literacy	Comprehension; Word reading; Writing
Memorable experience	Wonderful Winter Making Bird food cakes Welly walk

<u>Week</u>	<u>Key Focus</u>	<u>Key Text</u>	<u>Week in Brief</u>	<u>Key Vocabulary</u>
-------------	------------------	-----------------	----------------------	-----------------------

<p>1 & 2</p>	<p>This project teaches children about the changes that happen during winter, including the types of weather associated with winter. It also explores places that have snow all year round and the types of animals that live there</p>	<p>The Gruffalo's Child</p>  <p>Polar Bear Polar Bear</p> 	<p>Display the Winter picture cards and invite the children to discuss what they can see in the images. Talk to the children about the changes that have happened since the start of the school year. Remind them of the weather and clothes they wore in September. Explain to the children that there are different seasons and the weather and day length changes during the year. On a cold and frosty day, go for a walk around the school grounds.</p> <p>Prompts, questions and challenge</p> <p>What is the weather like in the pictures? Have you ever seen snow? It is cold in winter. What clothes do you need to wear to keep warm? It is dark at bedtime, but is it always dark when you go to bed? Can you remember going to bed when it was light outside? Do you like cold weather? What games do you like to play in the snow?</p> <ul style="list-style-type: none"> • What is the weather like in winter? • What do we need to keep warm? • Why do people put food out for the birds? • Do you know what word describes when animals sleep through the winter? • What do trees look like in the winter? • What happens to water when it gets very cold? • What food do you like to eat and drink in winter? • Do flowers grow in winter? • How has the weather changed since you started school in September? • Can you remember going to bed when it was light outside? Is it light when you go to bed now? • Can you describe how winter is different to summer? 	<p>Winter, snow, frost, fog, cold, seasons</p>
<p>3 & 4</p>	<p>This mini project teaches children about the weather that happens during spring and allows them to explore natural phenomena, including rainbows. It supports them to explore colour in the natural world.</p>	<p><u>Shark in the Park on a Windy Day!</u></p>  <p>Elmer</p> 	<p>On a rainy day, get the children dressed in wellies and raincoats and go outside in the rain. Encourage the children to find puddles to jump in and find ways to feel the rain as it falls. Offer plastic pots to collect the rain and provide umbrellas for shelter. Take photographs of the children enjoying their rainy play and talk about how the weather has changed since winter.</p> <p>Prompts, questions and challenge</p> <ul style="list-style-type: none"> • Look at the sky. What can you see? • Why do you think it is cloudy? • Can you catch a raindrop on your tongue? • Where is the best place to catch raindrops? • How does the rain feel on your hand? • It is spring now. How has the weather changed since winter? 	<p>Puddles, rainbows, observe, weather, rain, stormy</p>

			<ul style="list-style-type: none"> What is the weather like in spring? <p>Go on a welly walk in the local environment. Provide the children with paint colour charts and challenge them to find as many different colours in the environment as possible. Encourage children to take photographs of the coloured objects that they find. While you are on the walk, talk about the weather and seasonal changes that happen during spring. Provide opportunities for the children to jump in and over muddy puddles.</p>	
5	We will learn all about the Chinese New Year and how it is celebrated.	<p>The Great Race</p> 	<p>Activity - Introduce story of Chinese zodiac. February 1st is Chinese New Year (Year of the RAT)</p> <p>Key question: - Which animal is it this year? Look at map of china Talk about how they celebrate new year</p> <p>Locate China on a map. Discuss where in the world this is. Locate England (UK) on a map. Is China near us? Or is it far away? Discuss Chinese New Year with the chn. Read the Chinese new year story to the chn. http://simonwiddowson.typepad.com/files/chinese-new-year.swf</p> <p>What animals were in the story? How many altogether?</p> <p>Discuss the different celebrations Chinese people carry out to celebrate Chinese New yr</p>	Chinese New Year. China. animals, race. Tiger, rabbit, dragon, ox, horse, monkey,



Spring 2




Let's Explore - This project teaches children about the environments that they share with others, including their homes, school and places in the local community.

Ready Steady Grow/ Baa Baa Moo Moo - This project teaches children about food and farming and explores themes, including where food comes from, what plants and animals need to grow and survive and what constitutes a healthy lifestyle.

Zoo Clues – **Animal Safari** - This project teaches children about the animals that live around the world, how to look after animals and the importance of caring for our local and global environments.

<u>Week</u>	<u>Key Focus</u>	<u>Key Text</u>	<u>Week in Brief</u>	<u>Key Vocabulary</u>
-------------	------------------	-----------------	----------------------	-----------------------

<p>6</p>	<p>Let's Explore</p> <p>This project teaches children about the environments that they share with others, including their homes, school and places in the local community.</p>	<p>The Great Explorer</p>  <p>CHRIS JUDGE</p>	<p>Create a treasure hunt around the nursery and outside environment. Give the children clues to follow that include their favourite activities, such as 'Go somewhere you can build castles and dig holes', 'This is a place where you can listen to a story' and 'You can cut, stick and make here'. Take pictures of the places you visit on your journey. Talk about the various activities available and encourage the children to talk about activities they enjoy and the places in the nursery setting where they feel happy.</p> <p>Prompts, questions and challenge</p> <ul style="list-style-type: none"> • Where do we go to wash our hands? • Can you show me where you hang your coat? • Where would you go if you wanted somewhere quiet to work? • In which spaces can you run? • What activities do you enjoy most? • Where do you prefer to work? • Are there any areas in which you don't like to work? Do you know why? <p>Share the story My Cat Likes to Hide in Boxes by Eve Sutton. Support the children to find the rhyming words in the story. When the children are familiar with the story, leave gaps for them to fill in as you read.</p> <p>Prompts, questions and challenge</p> <p>Where did the cat from Norway get stuck?</p> <p>Can you think of another word to rhyme with the word fan?</p> <p>The cat from Spain flew an...?</p>	<p>Explore, discover, treasure, locate, find, journey, expedition</p>
<p>7 & 8</p>	<p>Ready Steady Grow</p>	<p>A Squash & a Squeeze</p>  <p>Farmyard Hullabuloo</p>	<p>Discuss which shops they visit with their family, who does the shopping and from which shops they buy their food. Display a range of food, including packaged and fresh food. Talk about what foods they like to eat and encourage them to use their senses to describe how they look, feel and smell. Offer the children foods to taste. You could even take small groups of children to visit a local supermarket. Take photographs of the children tasting the food and write their quotes to create a photobook of the experience.</p> <p><u>Prompts, questions and challenge</u></p> <p>Do you like going shopping?</p> <p>Which shops do you like to visit?</p> <p>From where do you get your food?</p> <p>Which member of your family does the shopping?</p> <p>What foods do you like to eat?</p> <p>Why do you think some food comes in packets and cans?</p>	

			<p>Smell and touch the fruit and vegetables. How do they feel? Do you like the smell? What colours are they? Do you think this food would be good for you?</p>	
<p>9 & 10</p>	<p>Animal Safari</p> <p>This project teaches children about the animals that live around the world, how to look after animals and the importance of caring for our local and global environments.</p>	<p>Dear Zoo</p>  <p>Giraffes Can't Dance</p> 	<p>Share the story Dear Zoo by Rod Campbell. Encourage the children to predict what animal is hiding in the box each time. Invite them to share their ideas about why each animal is unsuitable to be a pet. Explore the vocabulary in the story, such as grumpy and fierce. Invite the children to share other words to describe the different animals in the story. You could reread the story and add actions or sound effects so the children can join in.</p> <p>Prompts, questions and challenge Why did they send back the elephant? This box is very tall. What animal do you think is inside the box? This box has danger written on the side of it. What animal might be inside? They said the snake was too scary. Would you like a snake as a pet? What pet would your favourite pet be?</p> <p>Skills and knowledge to develop</p> <ul style="list-style-type: none"> • Carnivores are animals that eat other animals. • Herbivores are animals that eat plants. • Omnivores are animals that eat plants and other animals. • Mammals are animals that breathe air, have warm blood and give birth to live babies. • Reptiles are animals that breathe air, have dry, scaly skin and lay eggs, • Birds are animals that breathe air, have beaks and feathers and lay eggs. • Reptiles, birds, fish, insects, amphibians and arachnids all lay eggs. • Bird eggs have hard, chalky shells. • Reptile eggs have soft, leathery shells. • Animals build a home to provide shelter from the elements and other animals. 	<p>Zoo, safari, animals, favourite, wild, explore</p>