

Reports powered by...

Perspective



# St Giles Church of England Primary School



Ofsted Parent View Survey 2013/14 08/10/2020

Created on 08/10/2020

Printed by Mark Dakin

## Introduction

---

Perspective surveys are an opportunity to find out how a group of people perceive things that relate to your school or centre.

The following pages contain the results of your survey. Use this report to help you understand peoples perceptions and develop your school or centre to cater for or improve these perceptions.

## The Survey

---

The survey was active between 01/10/2018 – 27/01/2019 and was answered anonymously.

The survey asks a series of questions which the person must rate. The ratings are as follows:

1. Strongly Agree
2. Agree
3. Disagree
4. Strongly Disagree
5. Don't know

## The Report

---

This report is broken down into several sections:

- **Survey Response**

This is an overview of how people responded to your survey.

- **Feedback Summary**

This section gives an overall look at the survey answers.

- **Detailed Feedback**

This section details answers given to each question.

### **Important note regarding this report:**

Reports from surveys contain all the collated feedback from all respondents excepting the following:

Where a survey response contains offensive language, or information that breaches confidentiality/privacy, or information that endangers others, or information that might identify specific children, and where this is detected by automated processes in the software or by quality review, then these responses will be omitted from the survey report.

## Survey Responses

---

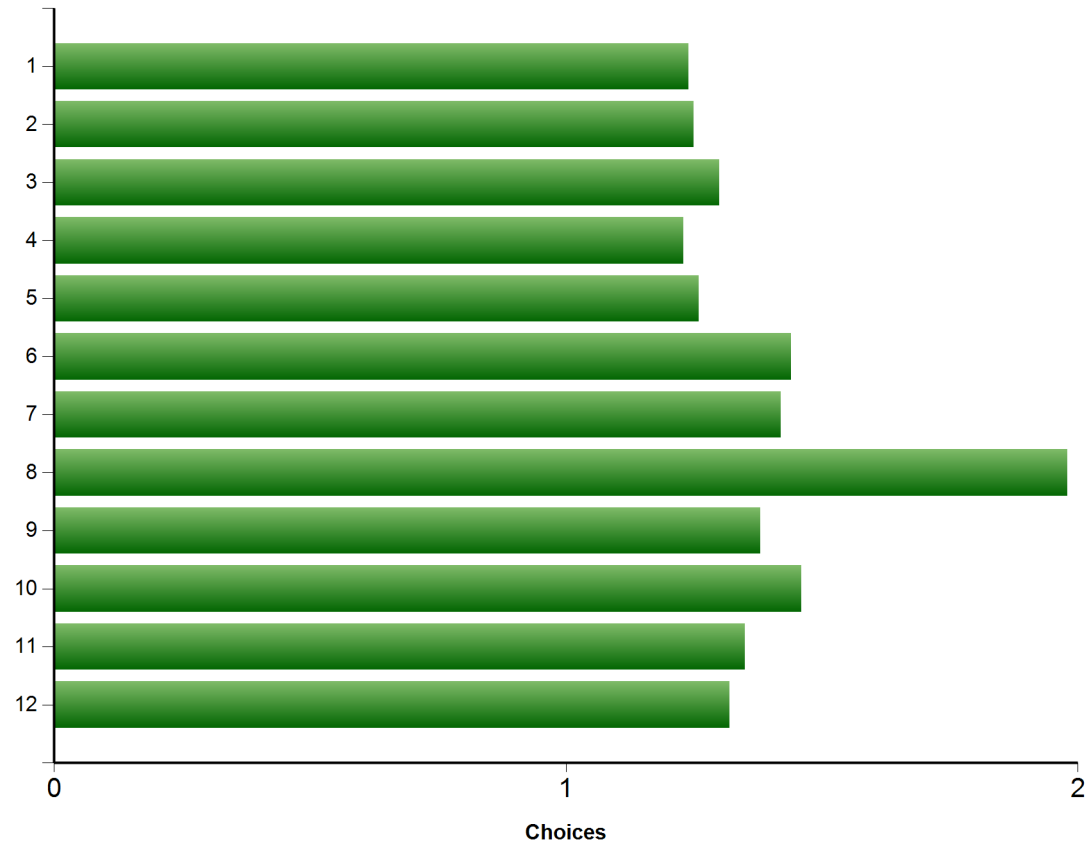
This table gives an overview of the amount of responses you have received.

Distributed To	Completed Questionnaire
169	124

# Feedback Summary

Here is a graph representing the average user response for each question

Question	Response					Average
	1	2	3	4	5	
1	96	28	1	0	0	1.24
2	95	29	1	0	0	1.25
3	93	28	3	1	0	1.3
4	97	27	1	0	0	1.23
5	96	27	1	1	0	1.26
6	79	41	3	0	2	1.44
7	81	39	3	0	2	1.42
8	62	39	6	0	18	1.98
9	85	35	3	1	1	1.38
10	78	42	2	1	2	1.46
11	86	35	3	1	0	1.35
12	93	29	0	1	2	1.32

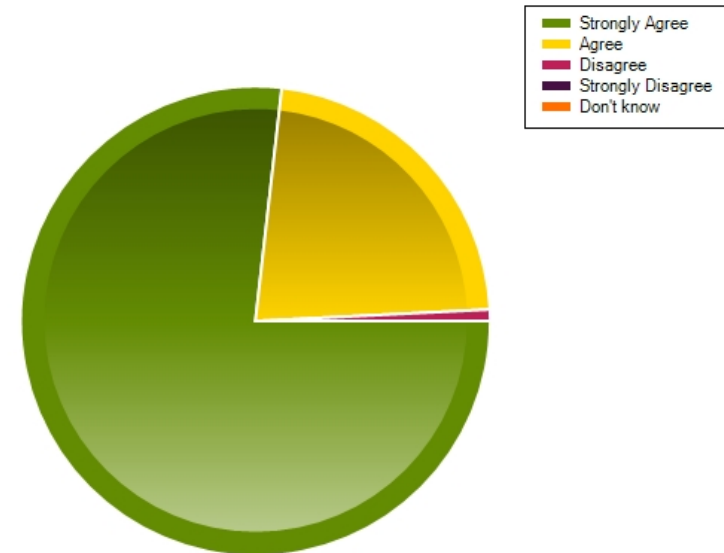
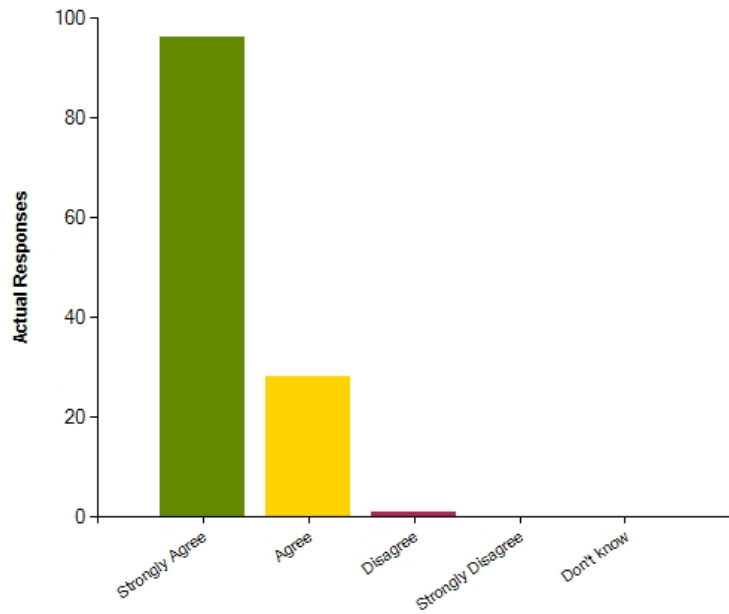


# Questions

**Question :** My child is happy at this school

	Strongly Agree	Agree	Disagree	Strongly Disagree	Don't know
<b>No. Of Responses</b>	96	28	1	0	0
<b>Response Percentage</b>	76.8	22.4	0.8	0	0

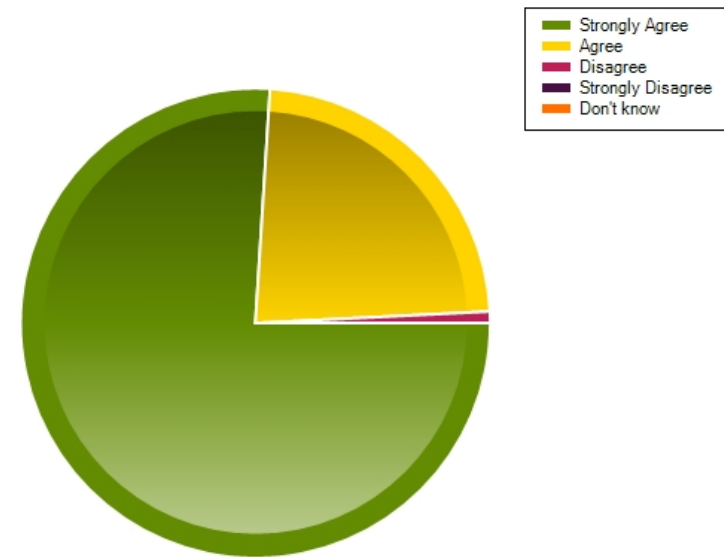
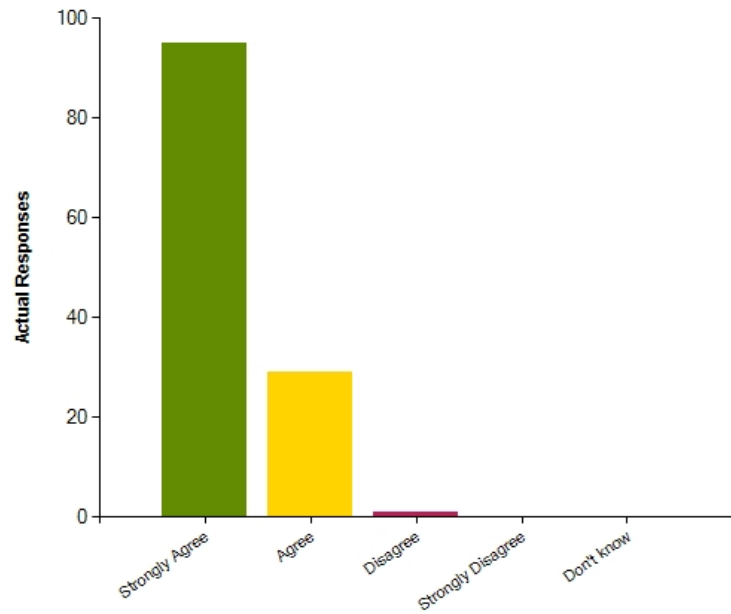
<b>Average Response</b>	1.24
<b>Most Popular Response</b>	Strongly Agree



**Question :** My child feels safe at this school

	Strongly Agree	Agree	Disagree	Strongly Disagree	Don't know
<b>No. Of Responses</b>	95	29	1	0	0
<b>Response Percentage</b>	76	23.2	0.8	0	0

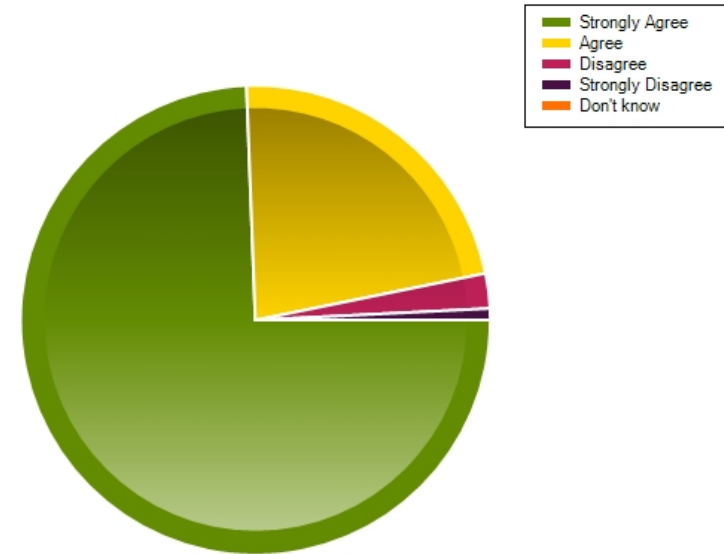
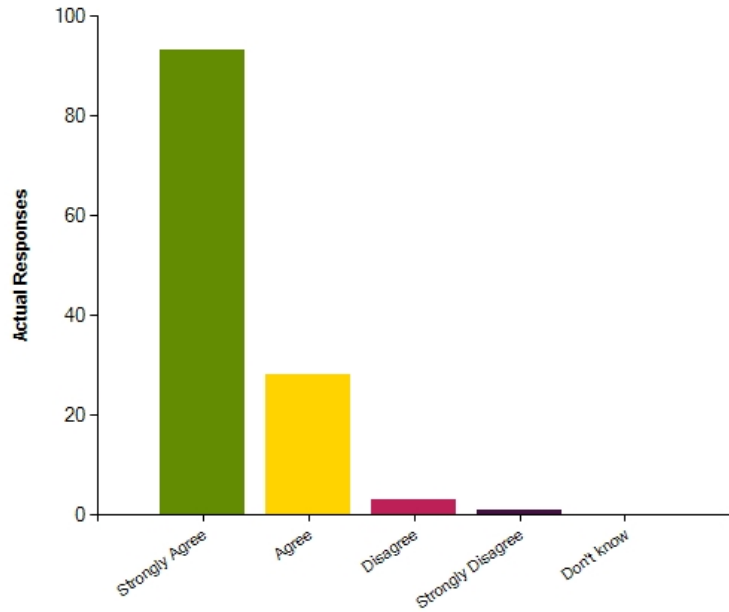
<b>Average Response</b>	1.25
<b>Most Popular Response</b>	Strongly Agree



**Question :** My child makes good progress at this school

	<b>Strongly Agree</b>	<b>Agree</b>	<b>Disagree</b>	<b>Strongly Disagree</b>	<b>Don't know</b>
<b>No. Of Responses</b>	93	28	3	1	0
<b>Response Percentage</b>	74.4	22.4	2.4	0.8	0

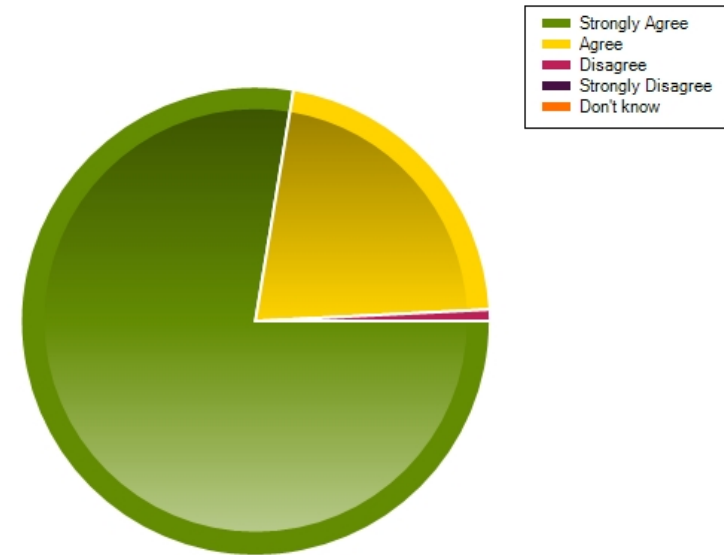
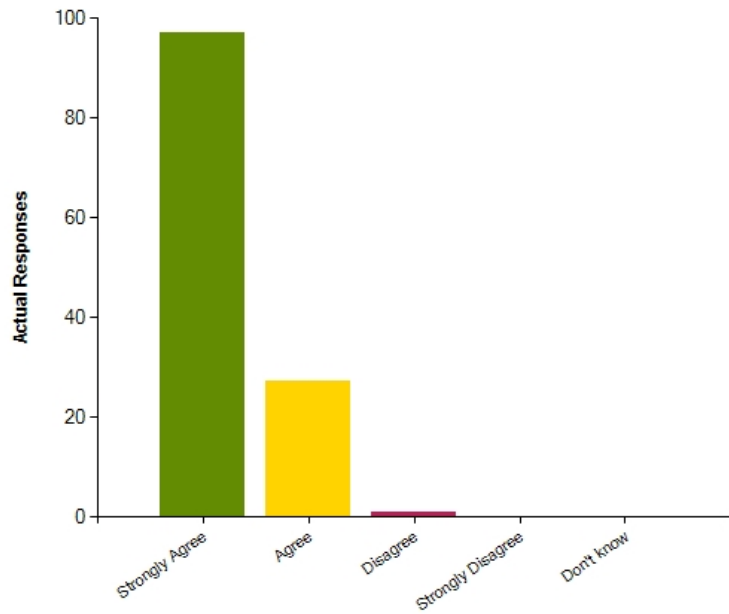
<b>Average Response</b>	1.3
<b>Most Popular Response</b>	Strongly Agree



**Question :** My child is well looked after at this school

	<b>Strongly Agree</b>	<b>Agree</b>	<b>Disagree</b>	<b>Strongly Disagree</b>	<b>Don't know</b>
<b>No. Of Responses</b>	97	27	1	0	0
<b>Response Percentage</b>	77.6	21.6	0.8	0	0

<b>Average Response</b>	1.23
<b>Most Popular Response</b>	Strongly Agree

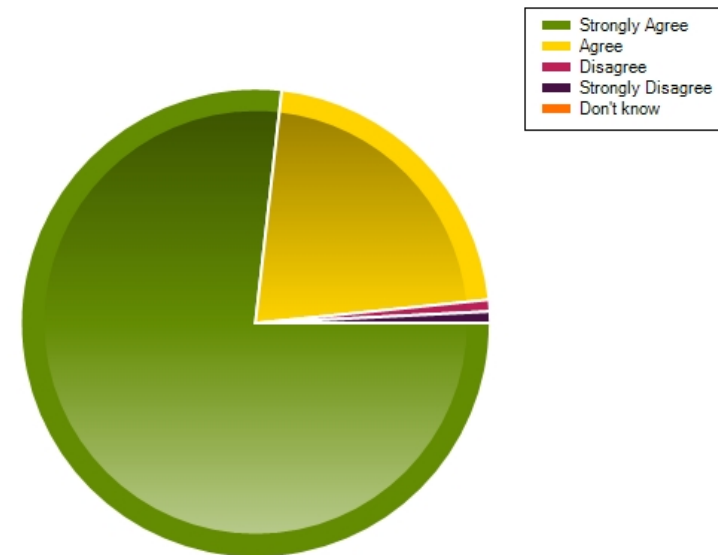
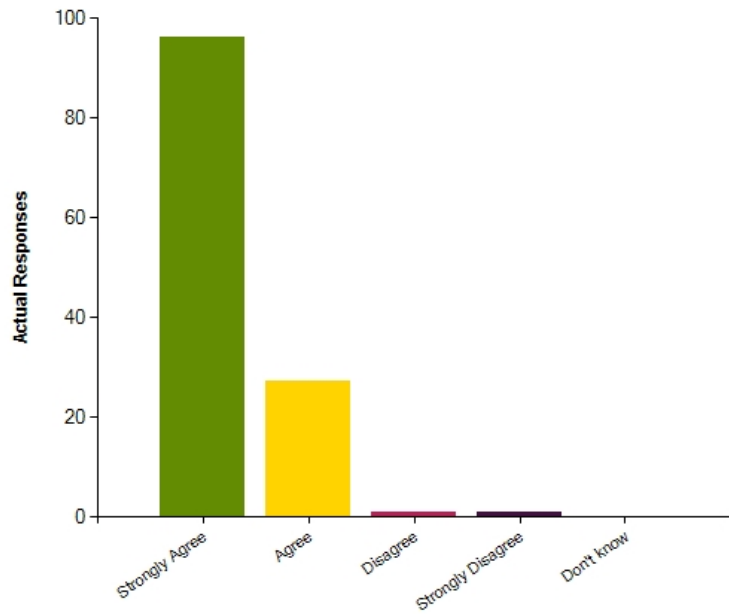




**Question :** My child is taught well at this school

	Strongly Agree	Agree	Disagree	Strongly Disagree	Don't know
<b>No. Of Responses</b>	96	27	1	1	0
<b>Response Percentage</b>	76.8	21.6	0.8	0.8	0

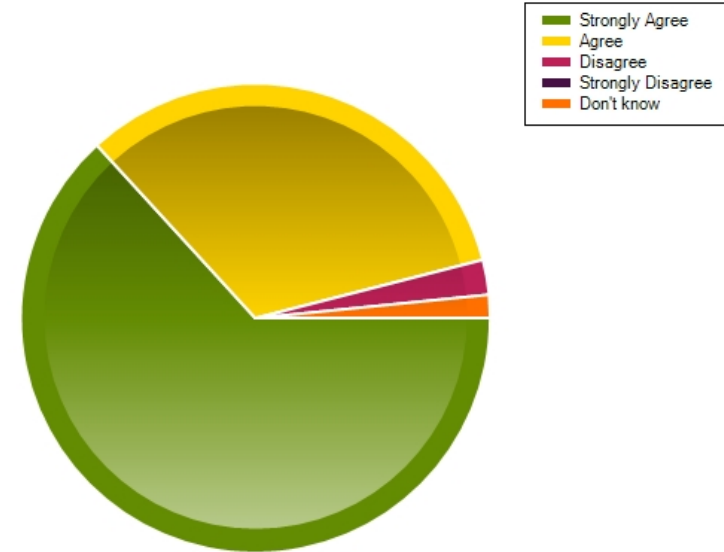
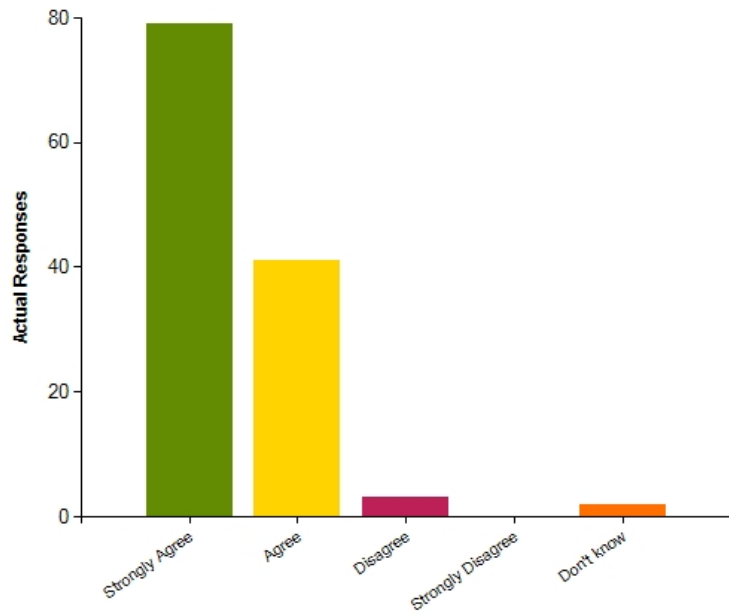
<b>Average Response</b>	1.26
<b>Most Popular Response</b>	Strongly Agree



**Question :** My child receives appropriate homework for their age

	Strongly Agree	Agree	Disagree	Strongly Disagree	Don't know
<b>No. Of Responses</b>	79	41	3	0	2
<b>Response Percentage</b>	63.2	32.8	2.4	0	1.6

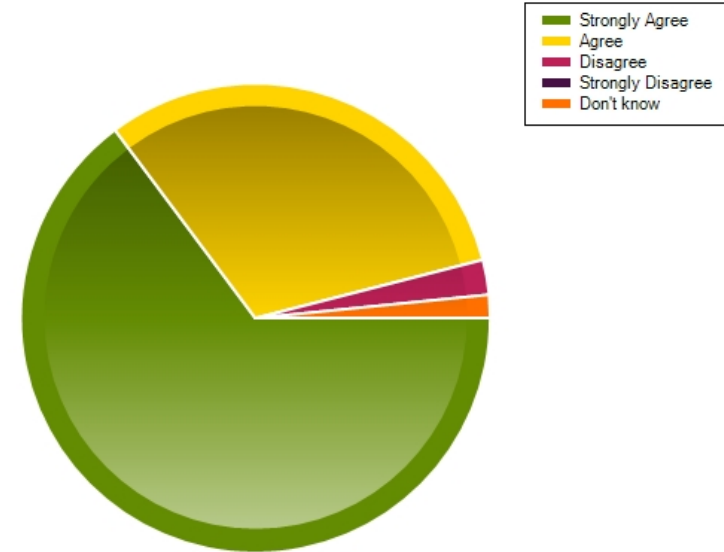
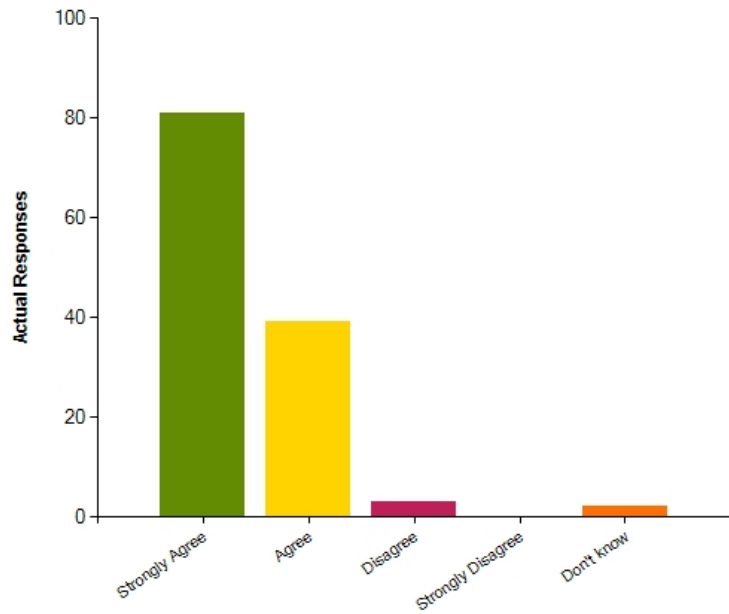
<b>Average Response</b>	1.44
<b>Most Popular Response</b>	Strongly Agree



**Question :** This school makes sure its pupils are well behaved

	Strongly Agree	Agree	Disagree	Strongly Disagree	Don't know
<b>No. Of Responses</b>	81	39	3	0	2
<b>Response Percentage</b>	64.8	31.2	2.4	0	1.6

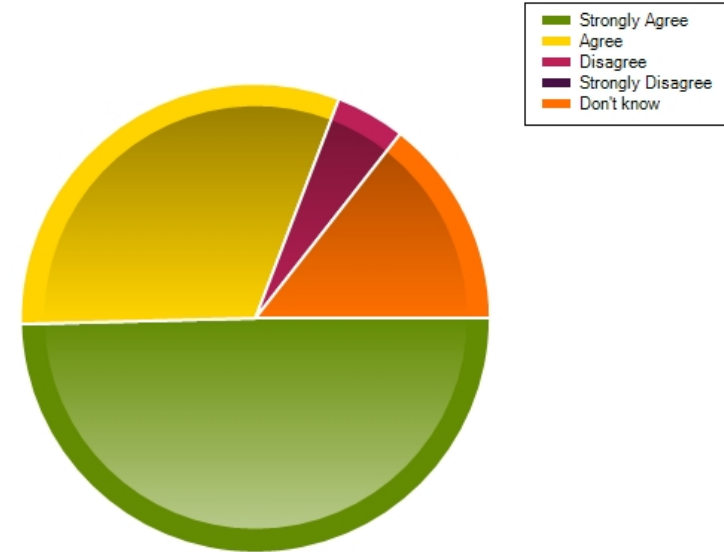
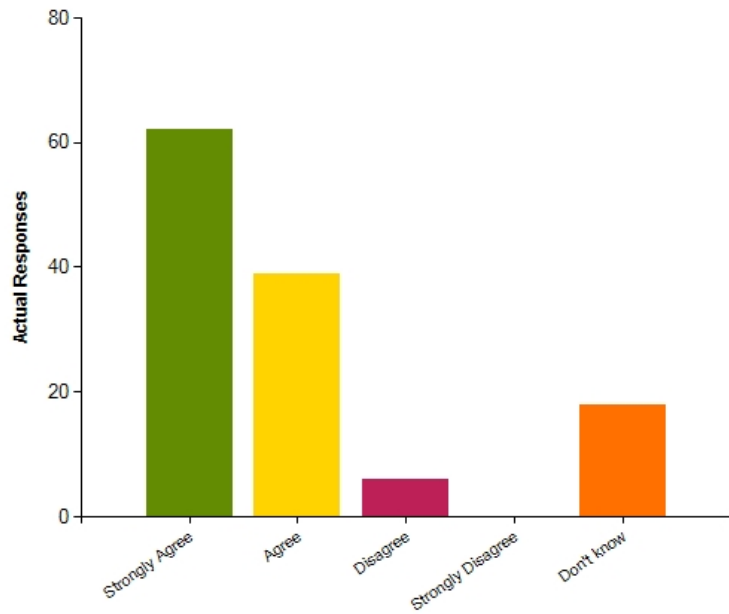
<b>Average Response</b>	1.42
<b>Most Popular Response</b>	Strongly Agree



**Question :** This school deals effectively with bullying

	Strongly Agree	Agree	Disagree	Strongly Disagree	Don't know
<b>No. Of Responses</b>	62	39	6	0	18
<b>Response Percentage</b>	49.6	31.2	4.8	0	14.4

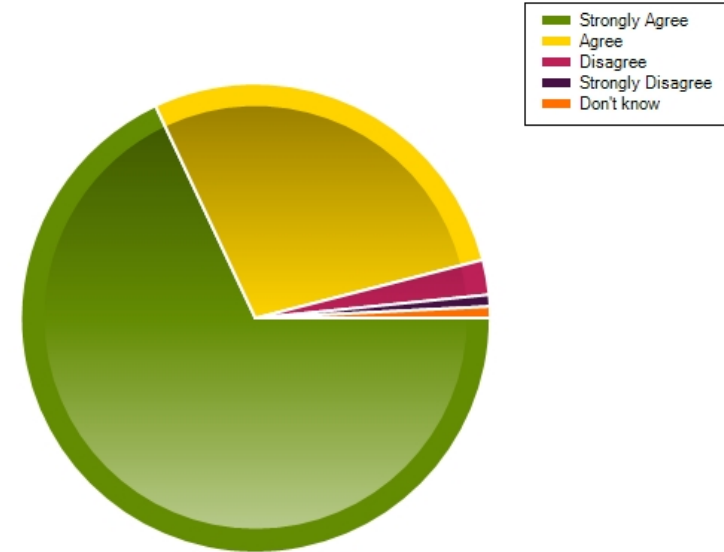
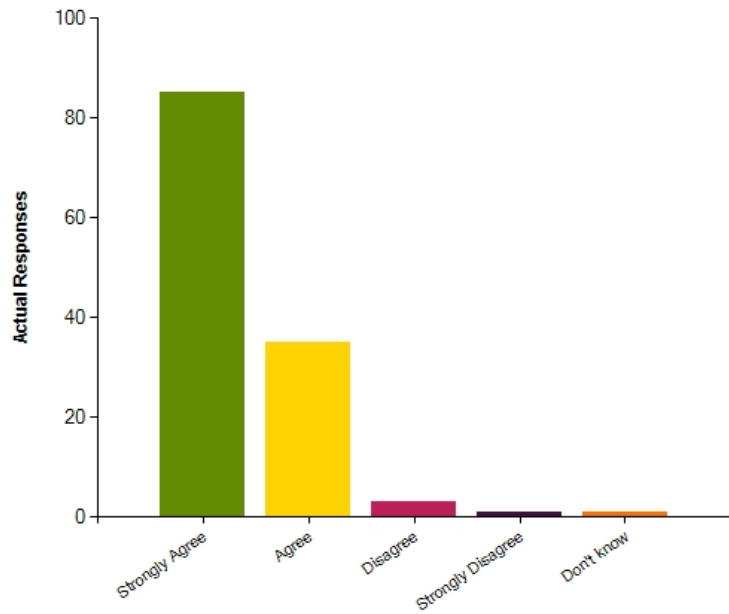
<b>Average Response</b>	1.98
<b>Most Popular Response</b>	Strongly Agree



**Question :** This school is well led and managed

	<b>Strongly Agree</b>	<b>Agree</b>	<b>Disagree</b>	<b>Strongly Disagree</b>	<b>Don't know</b>
<b>No. Of Responses</b>	85	35	3	1	1
<b>Response Percentage</b>	68	28	2.4	0.8	0.8

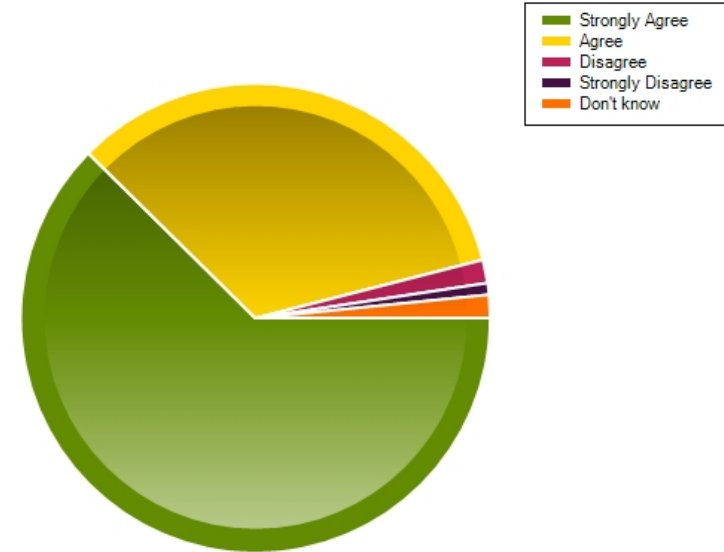
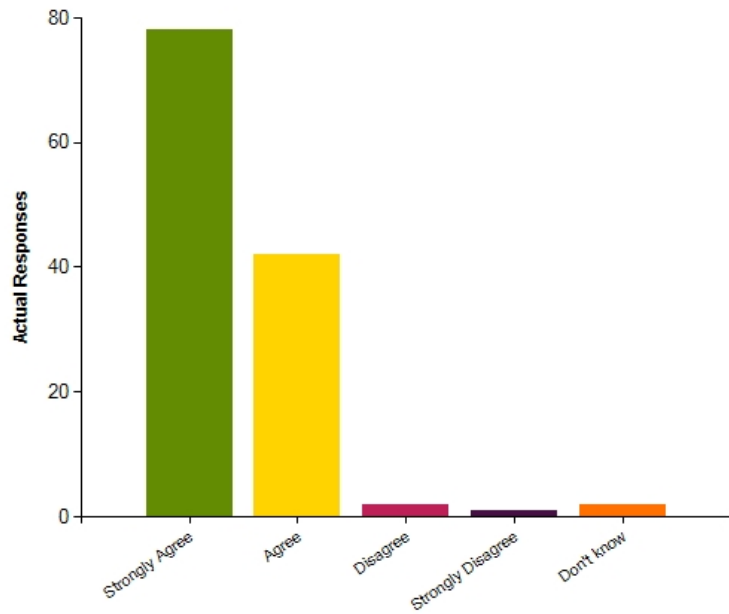
<b>Average Response</b>	1.38
<b>Most Popular Response</b>	Strongly Agree



**Question :** This school responds well to any concerns I raise

	Strongly Agree	Agree	Disagree	Strongly Disagree	Don't know
<b>No. Of Responses</b>	78	42	2	1	2
<b>Response Percentage</b>	62.4	33.6	1.6	0.8	1.6

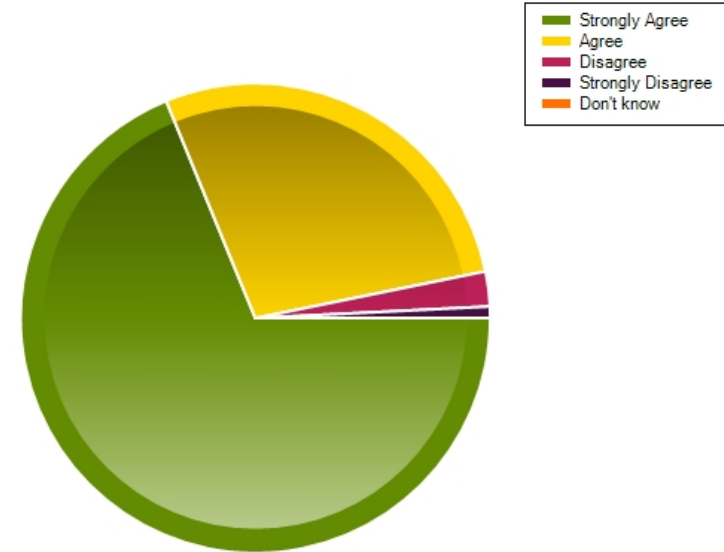
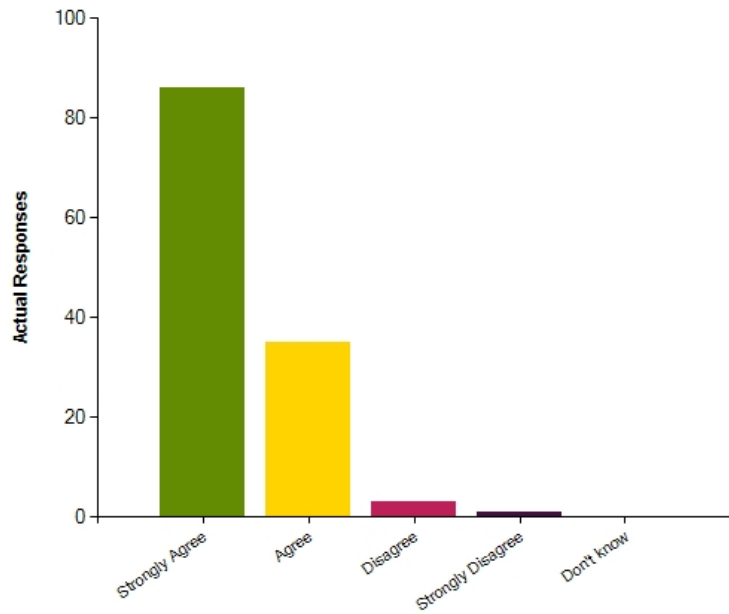
<b>Average Response</b>	1.46
<b>Most Popular Response</b>	Strongly Agree



**Question :** I receive valuable information from the school about my child’s progress

	Strongly Agree	Agree	Disagree	Strongly Disagree	Don't know
<b>No. Of Responses</b>	86	35	3	1	0
<b>Response Percentage</b>	68.8	28	2.4	0.8	0

<b>Average Response</b>	1.35
<b>Most Popular Response</b>	Strongly Agree



**Question :** Would you recommend this school to another parent?

	Strongly Agree	Agree	Disagree	Strongly Disagree	Don't know
<b>No. Of Responses</b>	93	29	0	1	2
<b>Response Percentage</b>	74.4	23.2	0	0.8	1.6

<b>Average Response</b>	1.32
<b>Most Popular Response</b>	Strongly Agree

