

Reports powered by...

Perspective



St Giles Church of England Primary School



Returning to School Questionnaire 07/10/2020

Created on 07/10/2020

Printed by Mark Dakin

Introduction

Perspective surveys are an opportunity to find out how a group of people perceive things that relate to your school or centre.

The following pages contain the results of your survey. Use this report to help you understand peoples perceptions and develop your school or centre to cater for or improve these perceptions.

The Survey

The survey was active between 02/10/2020 – 07/10/2020 and was answered anonymously.

The survey asks a series of questions which the person must rate. The ratings are as follows:

1. Strongly Agree
2. Agree
3. Disagree
4. Strongly Disagree

The Report

This report is broken down into several sections:

- **Survey Response**

This is an overview of how people responded to your survey.

- **Feedback Summary**

This section gives an overall look at the survey answers.

- **Detailed Feedback**

This section details answers given to each question.

Important note regarding this report:

Reports from surveys contain all the collated feedback from all respondents excepting the following:

Where a survey response contains offensive language, or information that breaches confidentiality/privacy, or information that endangers others, or information that might identify specific children, and where this is detected by automated processes in the software or by quality review, then these responses will be omitted from the survey report.

Survey Responses

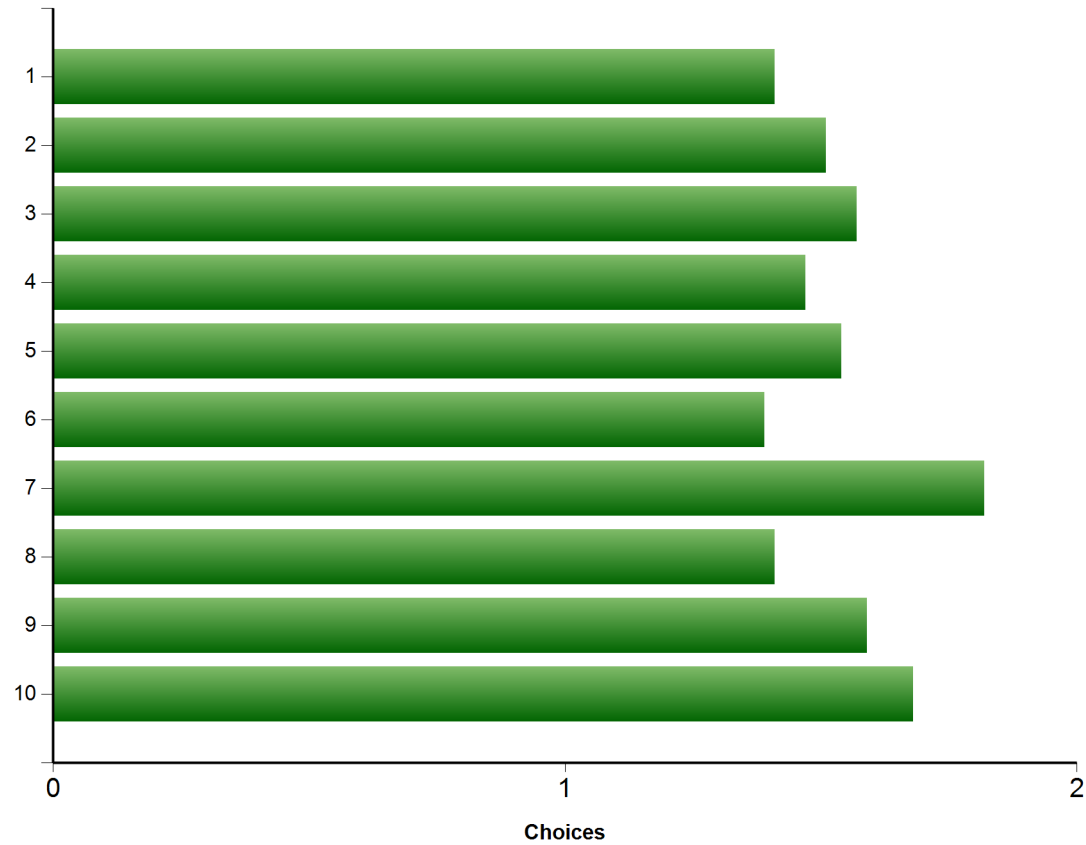
This table gives an overview of the amount of responses you have received.

Distributed To	Completed Questionnaire
114	67

Feedback Summary

Here is a graph representing the average user response for each question

Question	Response				Average
	1	2	3	4	
1	45	28	1	0	1.41
2	38	34	2	0	1.51
3	38	31	4	1	1.57
4	42	29	3	0	1.47
5	39	30	5	0	1.54
6	46	27	1	0	1.39
7	28	33	11	2	1.82
8	46	26	2	0	1.41
9	40	25	8	1	1.59
10	33	33	7	1	1.68

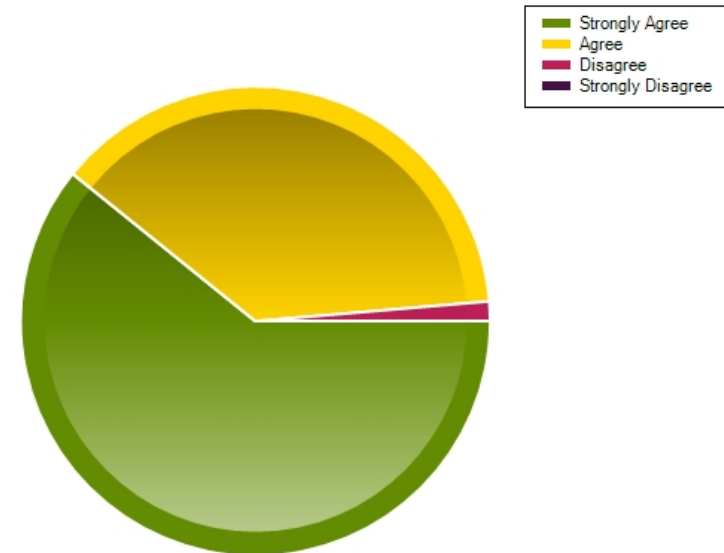
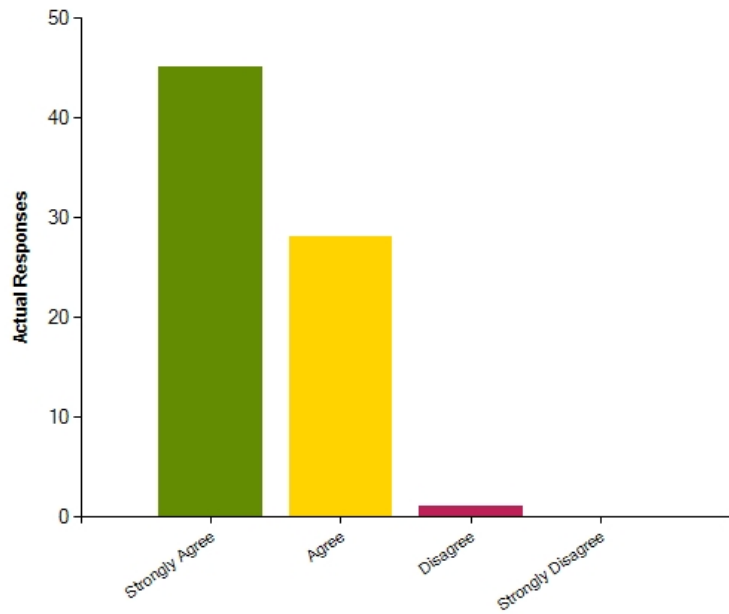


Questions

Question : My child has settled back into school and feels happy and safe.

	Strongly Agree	Agree	Disagree	Strongly Disagree
No. Of Responses	45	28	1	0
Response Percentage	60.81	37.84	1.35	0

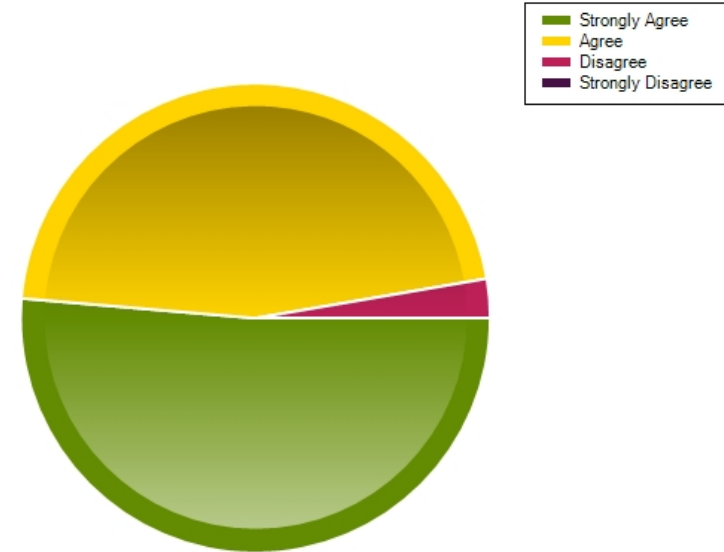
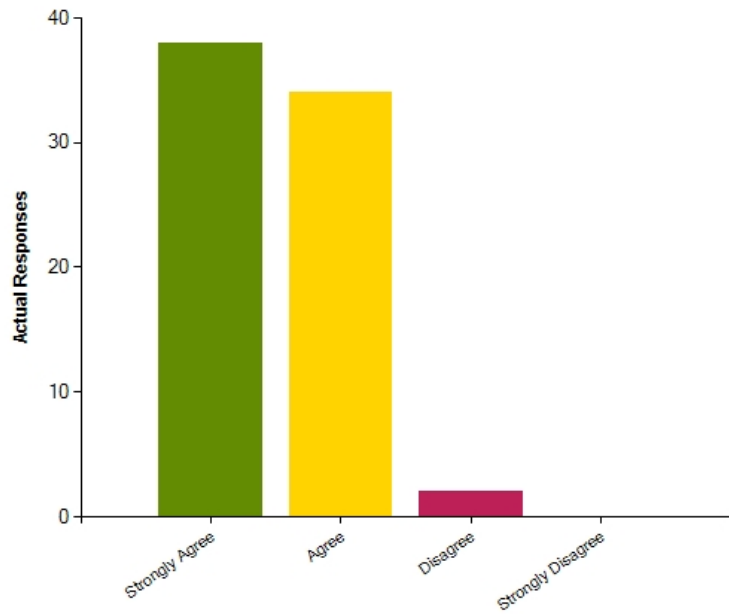
Average Response	1.41
Most Popular Response	Strongly Agree



Question : My child understands why new rules are in place in school to be COVID safe and understands how to follow these rules safely.

	Strongly Agree	Agree	Disagree	Strongly Disagree
No. Of Responses	38	34	2	0
Response Percentage	51.35	45.95	2.7	0

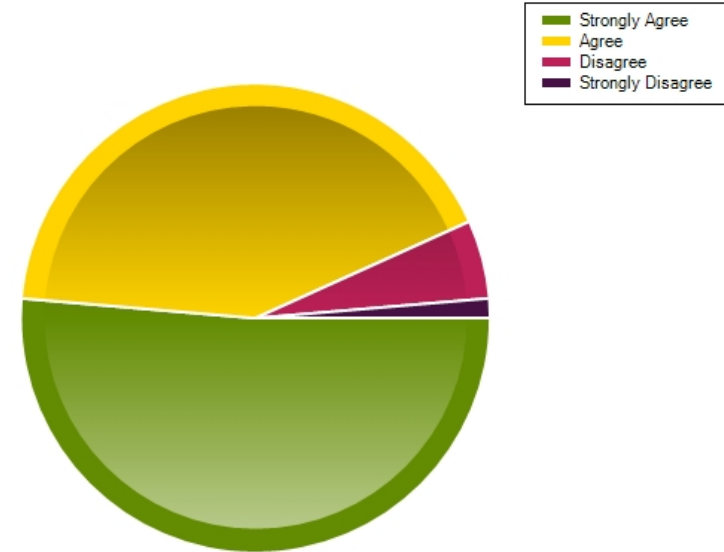
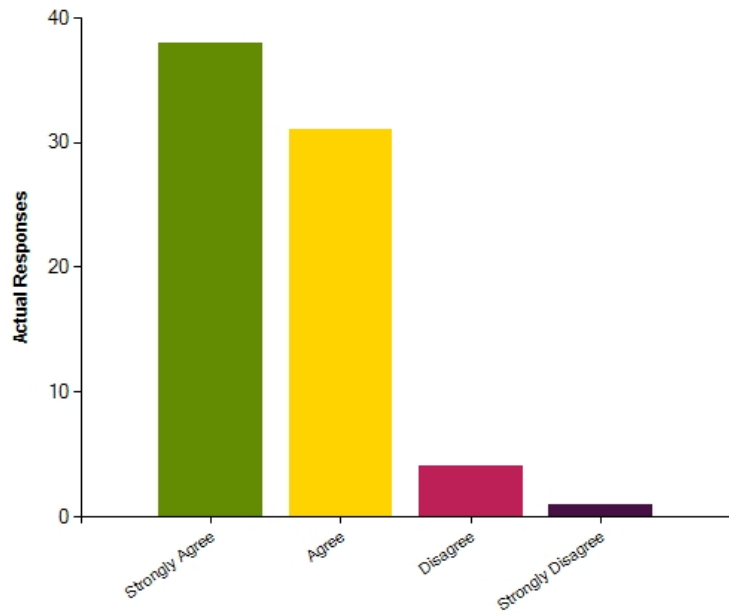
Average Response	1.51
Most Popular Response	Strongly Agree



Question : As a parent I am confident that the school is doing all it can to keep children safe.

	Strongly Agree	Agree	Disagree	Strongly Disagree
No. Of Responses	38	31	4	1
Response Percentage	51.35	41.89	5.41	1.35

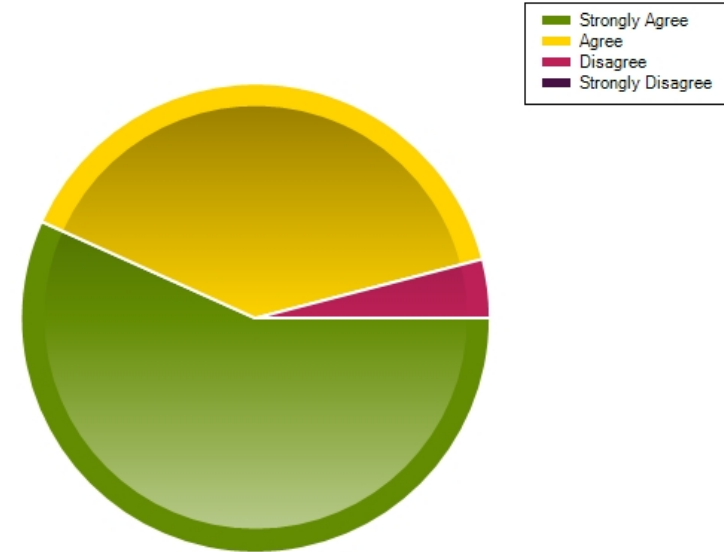
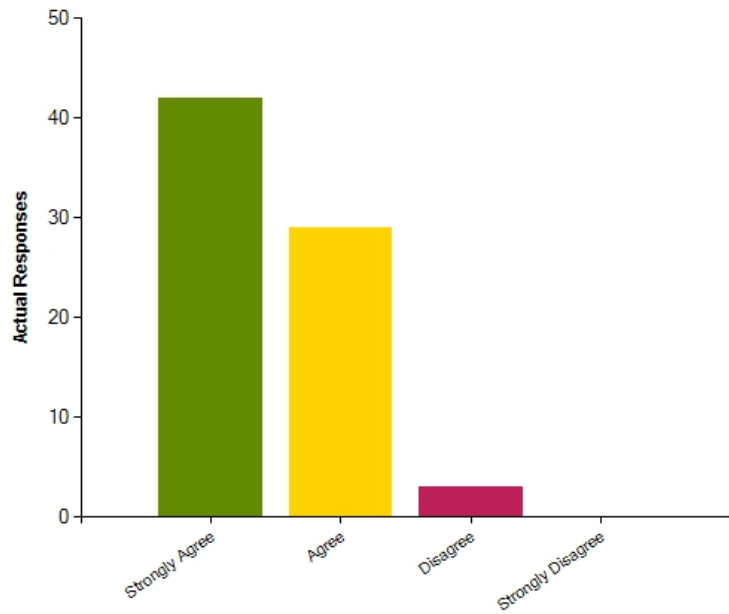
Average Response	1.57
Most Popular Response	Strongly Agree



Question : I am confident in knowing the difference between COVID symptoms and other childhood infections.

	Strongly Agree	Agree	Disagree	Strongly Disagree
No. Of Responses	42	29	3	0
Response Percentage	56.76	39.19	4.05	0

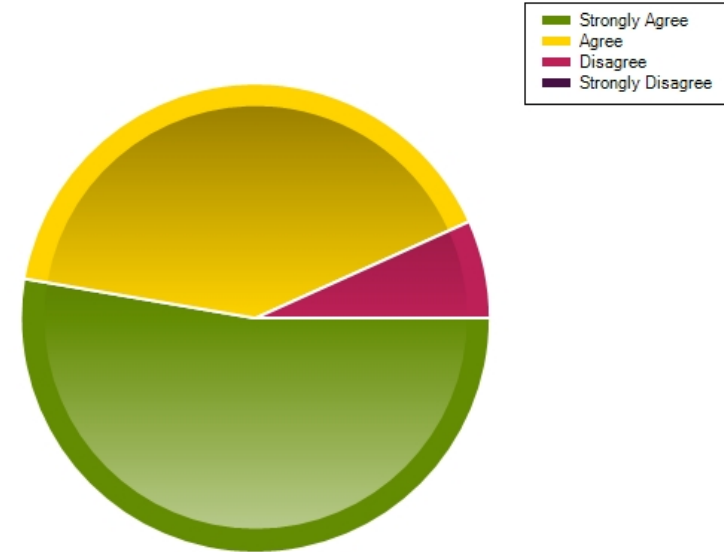
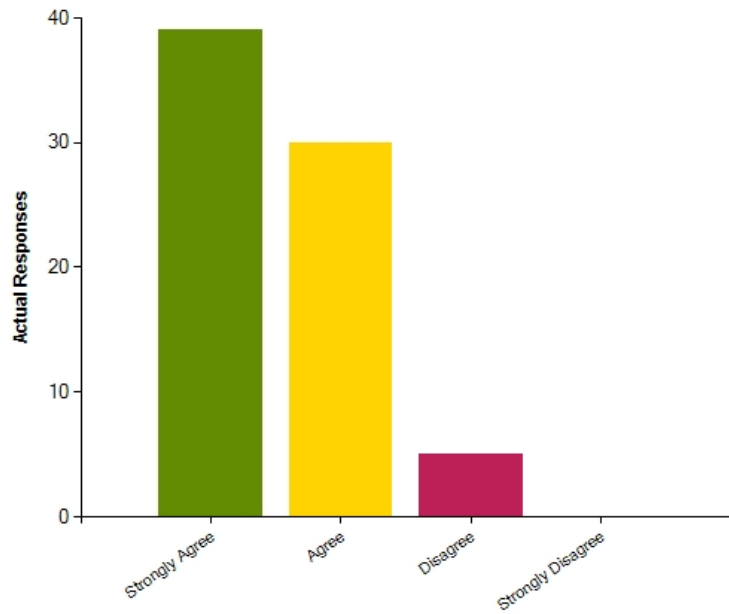
Average Response	1.47
Most Popular Response	Strongly Agree



Question : As a parent, I am happy that my child's emotional well-being is being supported in school.

	Strongly Agree	Agree	Disagree	Strongly Disagree
No. Of Responses	39	30	5	0
Response Percentage	52.7	40.54	6.76	0

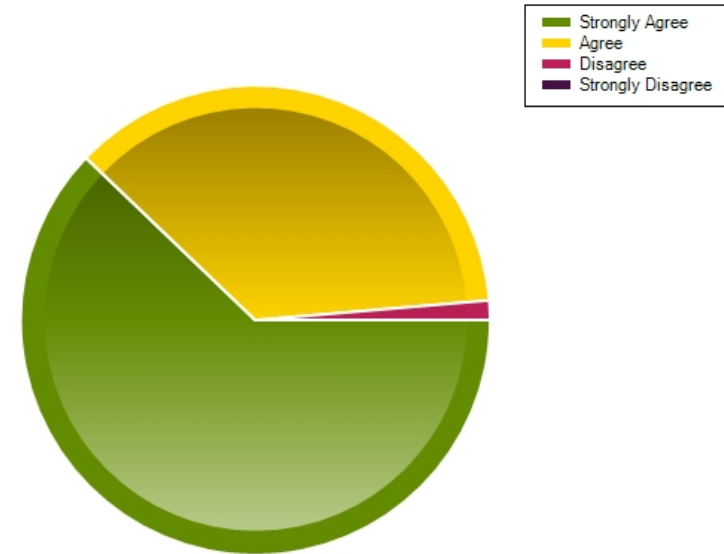
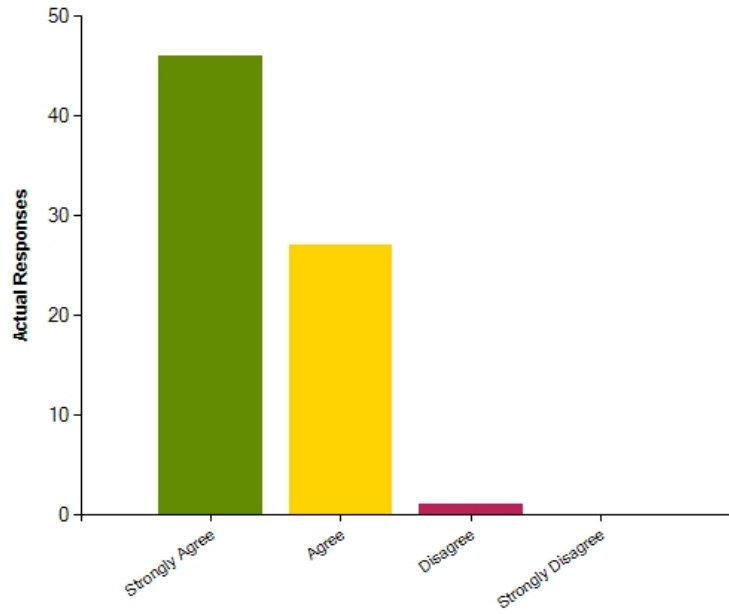
Average Response	1.54
Most Popular Response	Strongly Agree



Question : As a parent, I understand the need to have a change to the dropping off and picking up procedures to keep everybody COVID safe.

	Strongly Agree	Agree	Disagree	Strongly Disagree
No. Of Responses	46	27	1	0
Response Percentage	62.16	36.49	1.35	0

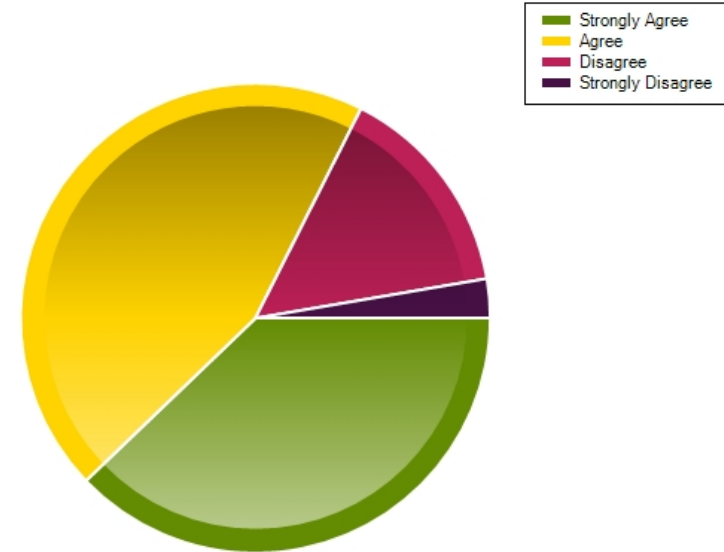
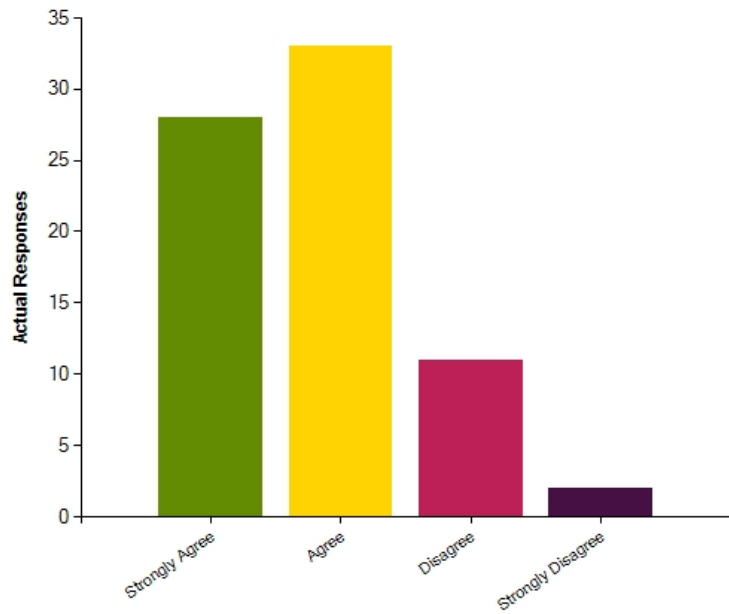
Average Response	1.39
Most Popular Response	Strongly Agree



Question : I am aware of the support available to support your child's emotional well-being and health.

	Strongly Agree	Agree	Disagree	Strongly Disagree
No. Of Responses	28	33	11	2
Response Percentage	37.84	44.59	14.86	2.7

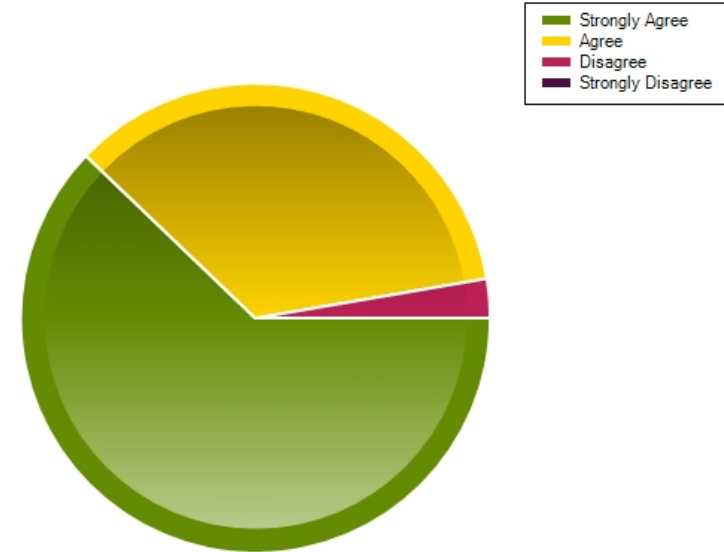
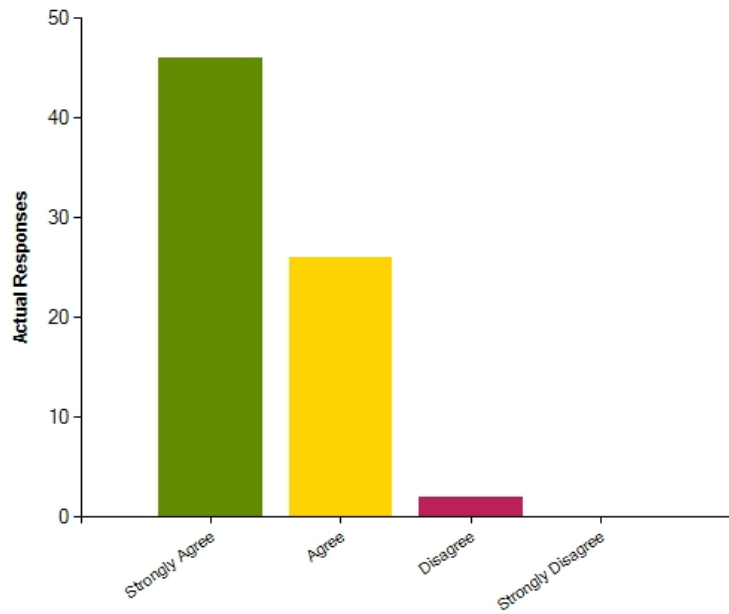
Average Response	1.82
Most Popular Response	Agree



Question : I am pleased to be offered a parental consultation to discuss the progress of my child

	Strongly Agree	Agree	Disagree	Strongly Disagree
No. Of Responses	46	26	2	0
Response Percentage	62.16	35.14	2.7	0

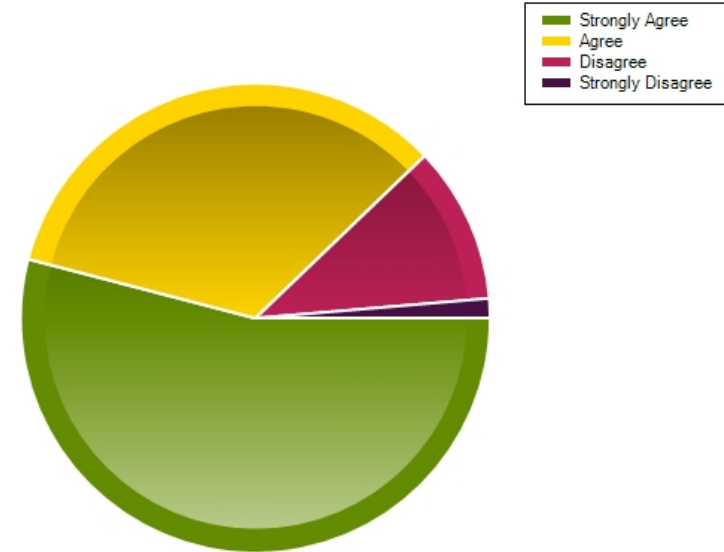
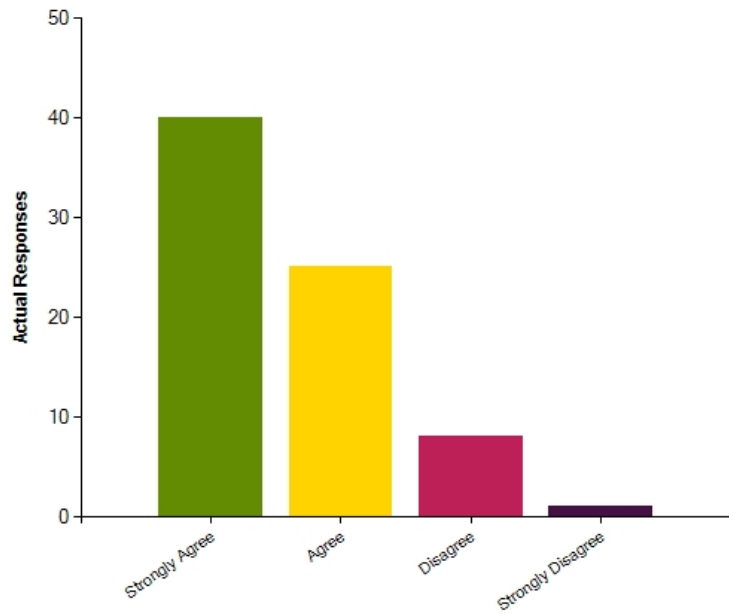
Average Response	1.41
Most Popular Response	Strongly Agree



Question : I know how to access Remote Learning in the event of a school/local/national lockdown.

	Strongly Agree	Agree	Disagree	Strongly Disagree
No. Of Responses	40	25	8	1
Response Percentage	54.05	33.78	10.81	1.35

Average Response	1.59
Most Popular Response	Strongly Agree



Question : I am pleased with the provision in place to support my child in and out of school.

	Strongly Agree	Agree	Disagree	Strongly Disagree
No. Of Responses	33	33	7	1
Response Percentage	44.59	44.59	9.46	1.35

Average Response	1.68
Most Popular Response	Agree

