

Reports powered by...

Perspective



# St Giles Church of England Primary School



Parent Questionnaire New 2021 22/02/2023

Created on 22/02/2023

Printed by Mark Dakin

## Introduction

---

Perspective surveys are an opportunity to find out how a group of people perceive things that relate to your school or centre.

The following pages contain the results of your survey. Use this report to help you understand peoples perceptions and develop your school or centre to cater for or improve these perceptions.

## The Survey

---

The survey was active between 19/06/2022 – 22/02/2023 and was answered anonymously.

The survey asks a series of questions which the person must rate. The ratings are as follows:

1. Strongly Agree
2. Agree
3. Disagree
4. Strongly Disagree
5. Dont Know

## The Report

---

This report is broken down into several sections:

- **Survey Response**

This is an overview of how people responded to your survey.

- **Feedback Summary**

This section gives an overall look at the survey answers.

- **Detailed Feedback**

This section details answers given to each question.

### **Important note regarding this report:**

Reports from surveys contain all the collated feedback from all respondents excepting the following:

Where a survey response contains offensive language, or information that breaches confidentiality/privacy, or information that endangers others, or information that might identify specific children, and where this is detected by automated processes in the software or by quality review, then these responses will be omitted from the survey report.

## Survey Responses

---

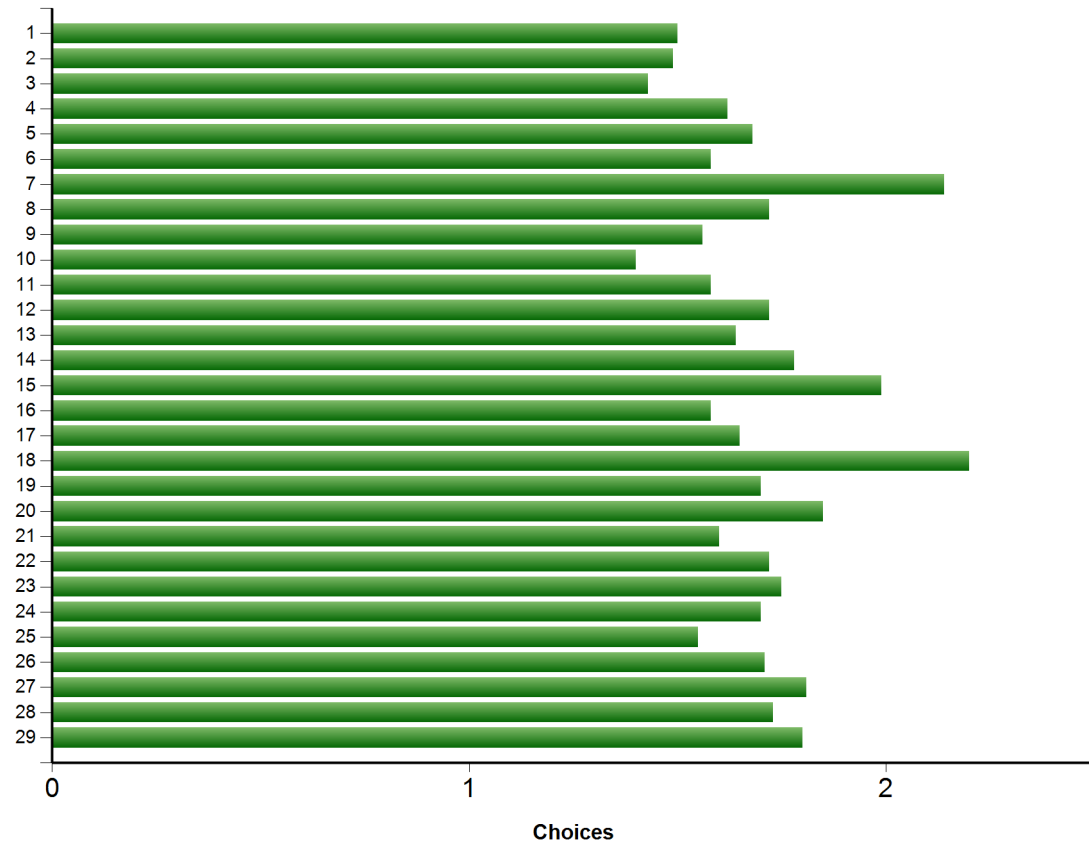
This table gives an overview of the amount of responses you have received.

Distributed To	Completed Questionnaire
287	130

# Feedback Summary

Here is a graph representing the average user response for each question

Question	Response					Average
	1	2	3	4	5	
1	92	62	3	4	0	1.5
2	98	53	6	2	2	1.49
3	97	61	1	1	1	1.43
4	88	60	6	4	4	1.62
5	81	59	14	5	2	1.68
6	86	68	0	3	4	1.58
7	74	52	4	1	30	2.14
8	86	62	0	2	12	1.72
9	80	62	3	1	3	1.56
10	93	53	3	0	0	1.4
11	78	61	6	2	2	1.58
12	70	58	16	2	3	1.72
13	71	65	10	1	2	1.64
14	71	61	5	3	9	1.78
15	65	59	4	4	17	1.99
16	75	61	5	0	3	1.58
17	75	59	2	1	7	1.65
18	55	52	12	3	22	2.2
19	67	65	6	0	6	1.7



---

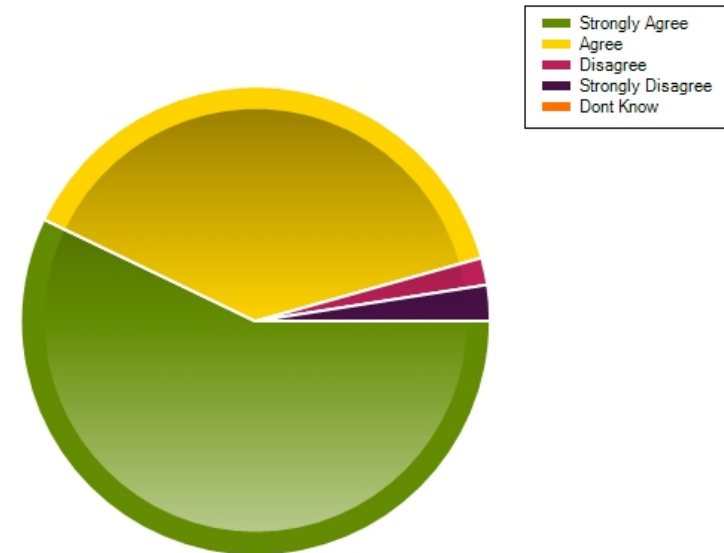
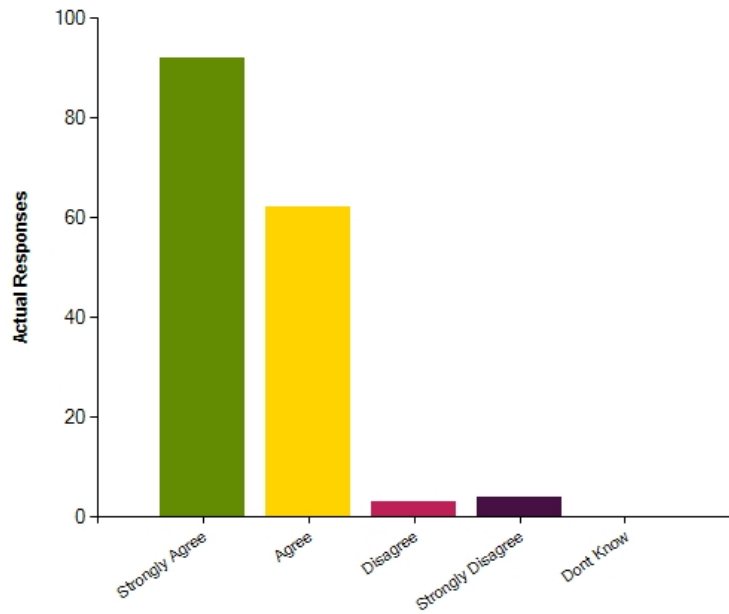
20	60	62	11	6	5	1.85
21	75	58	8	0	3	1.6
22	69	53	12	4	3	1.72
23	69	53	9	5	5	1.75
24	63	62	11	5	0	1.7
25	74	59	7	0	1	1.55
26	64	64	8	0	5	1.71
27	66	52	12	6	5	1.81
28	71	54	4	7	5	1.73
29	75	46	4	5	11	1.8

# Questions

**Question :** My child is happy at school

	Strongly Agree	Agree	Disagree	Strongly Disagree	Dont Know
<b>No. Of Responses</b>	92	62	3	4	0
<b>Response Percentage</b>	57.14	38.51	1.86	2.48	0

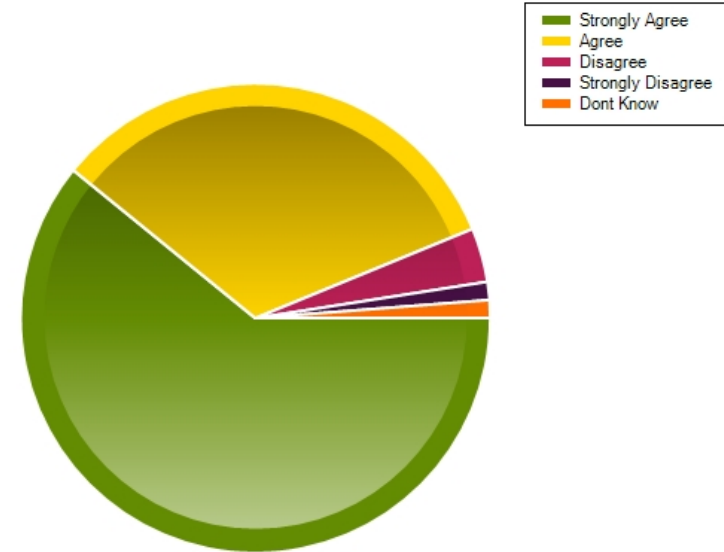
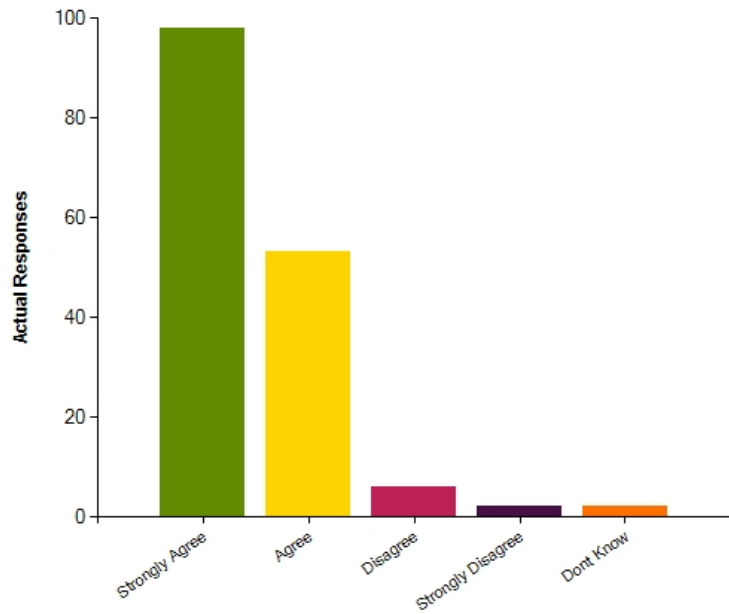
<b>Average Response</b>	1.5
<b>Most Popular Response</b>	Strongly Agree



**Question :** My child feels safe at school

	<b>Strongly Agree</b>	<b>Agree</b>	<b>Disagree</b>	<b>Strongly Disagree</b>	<b>Dont Know</b>
<b>No. Of Responses</b>	98	53	6	2	2
<b>Response Percentage</b>	60.87	32.92	3.73	1.24	1.24

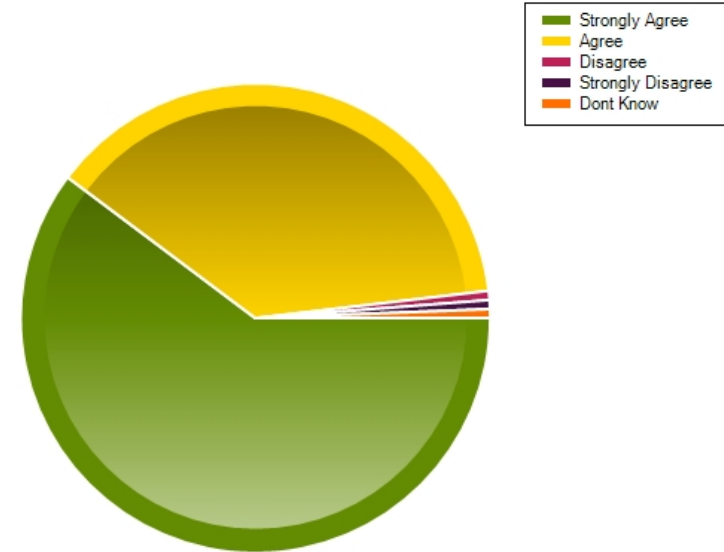
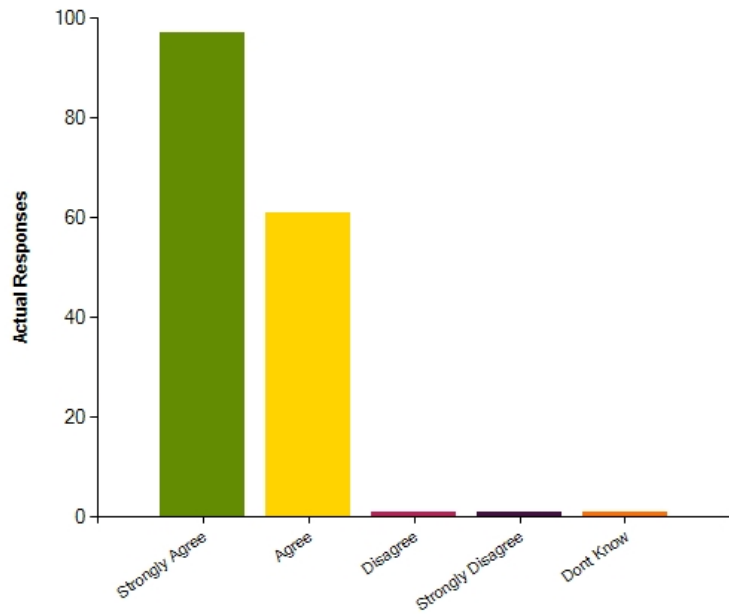
<b>Average Response</b>	1.49
<b>Most Popular Response</b>	Strongly Agree



**Question :** My child has friends at school

	Strongly Agree	Agree	Disagree	Strongly Disagree	Dont Know
<b>No. Of Responses</b>	97	61	1	1	1
<b>Response Percentage</b>	60.25	37.89	0.62	0.62	0.62

<b>Average Response</b>	1.43
<b>Most Popular Response</b>	Strongly Agree

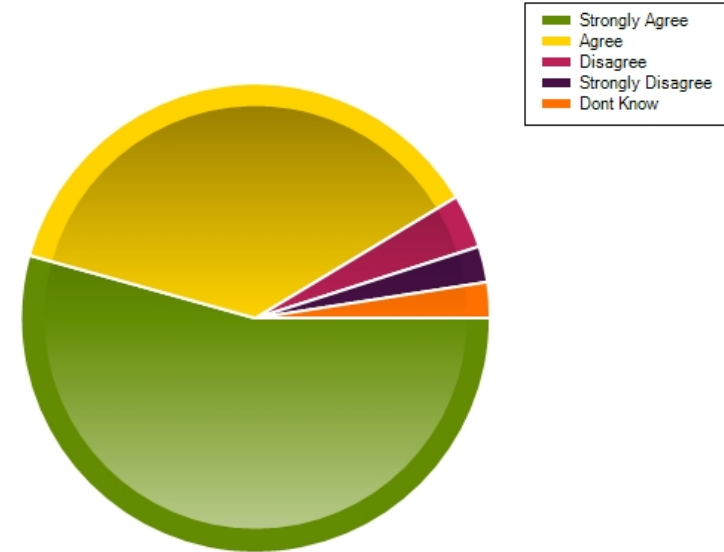
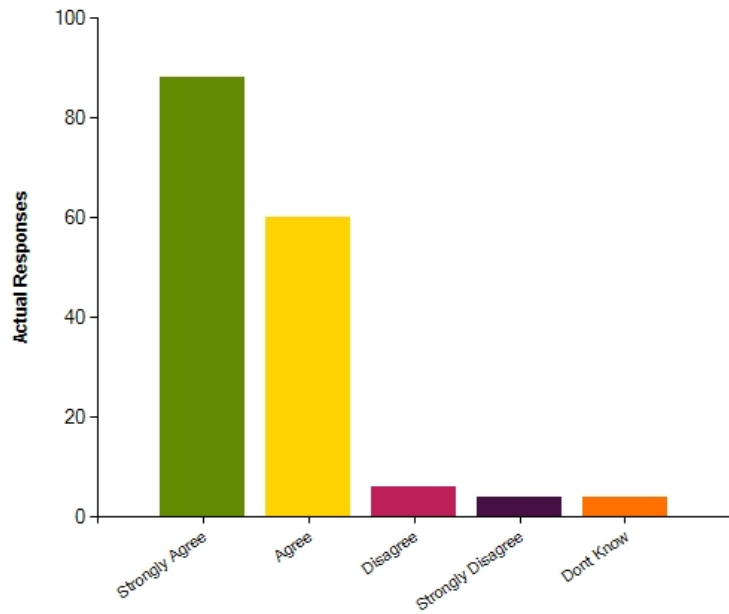




**Question :** There is a happy atmosphere at school

	Strongly Agree	Agree	Disagree	Strongly Disagree	Dont Know
<b>No. Of Responses</b>	88	60	6	4	4
<b>Response Percentage</b>	54.32	37.04	3.7	2.47	2.47

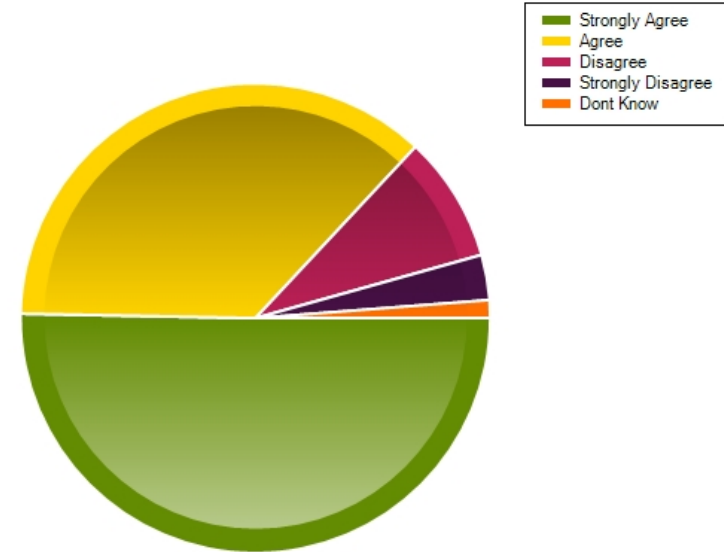
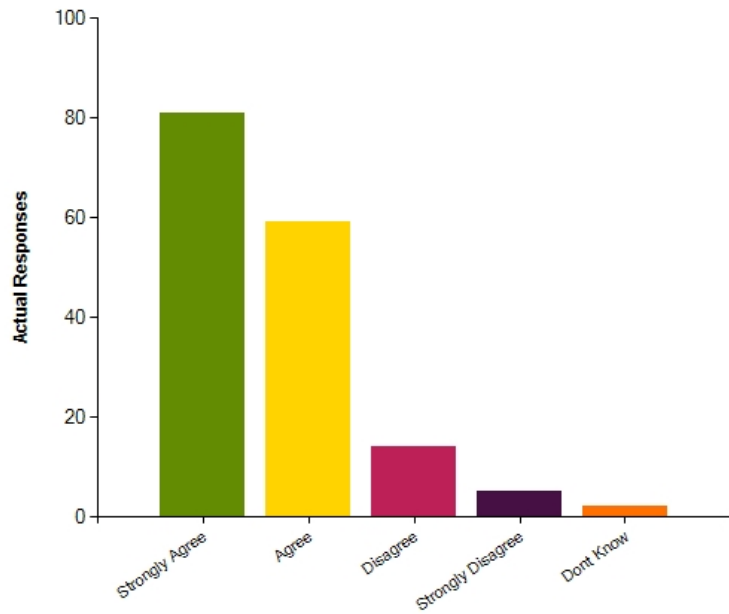
<b>Average Response</b>	1.62
<b>Most Popular Response</b>	Strongly Agree



**Question :** I feel welcome when I come into school

	Strongly Agree	Agree	Disagree	Strongly Disagree	Dont Know
<b>No. Of Responses</b>	81	59	14	5	2
<b>Response Percentage</b>	50.31	36.65	8.7	3.11	1.24

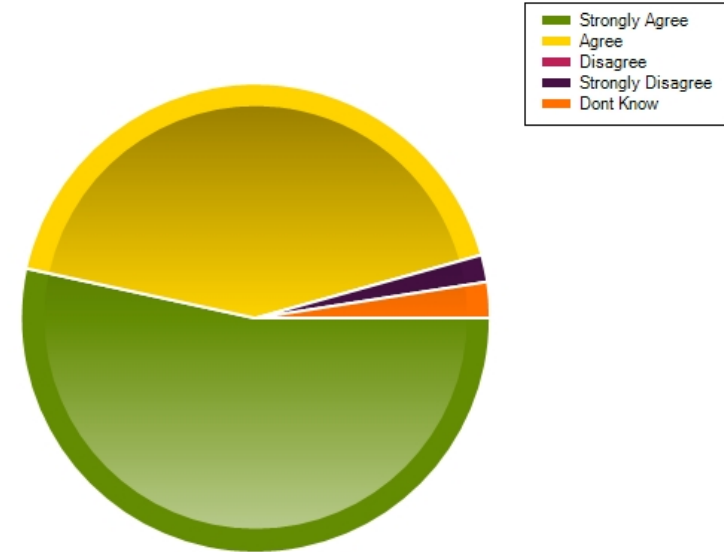
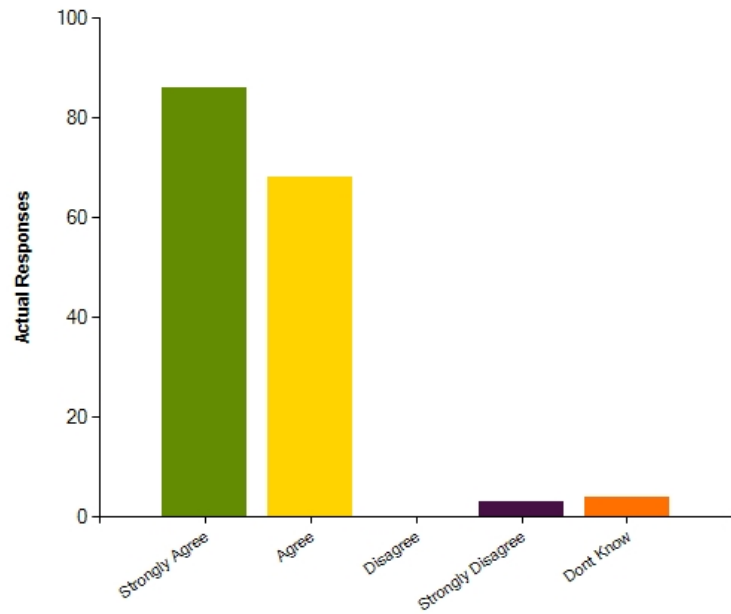
<b>Average Response</b>	1.68
<b>Most Popular Response</b>	Strongly Agree



**Question :** The school site is sufficiently secure

	Strongly Agree	Agree	Disagree	Strongly Disagree	Dont Know
<b>No. Of Responses</b>	86	68	0	3	4
<b>Response Percentage</b>	53.42	42.24	0	1.86	2.48

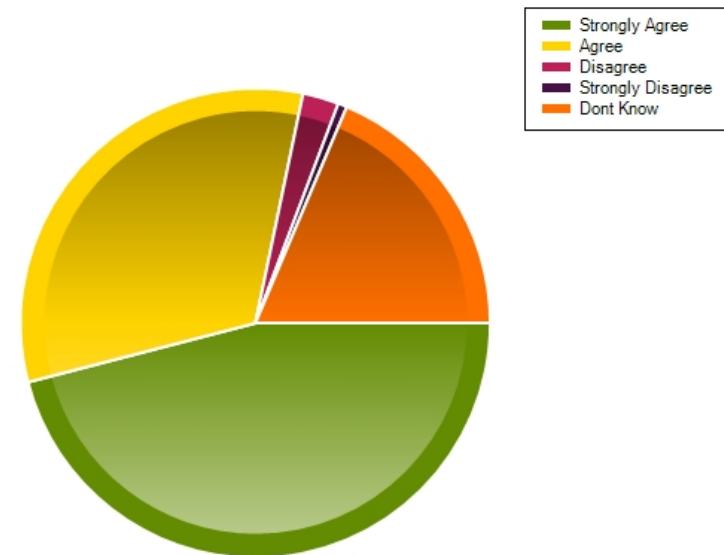
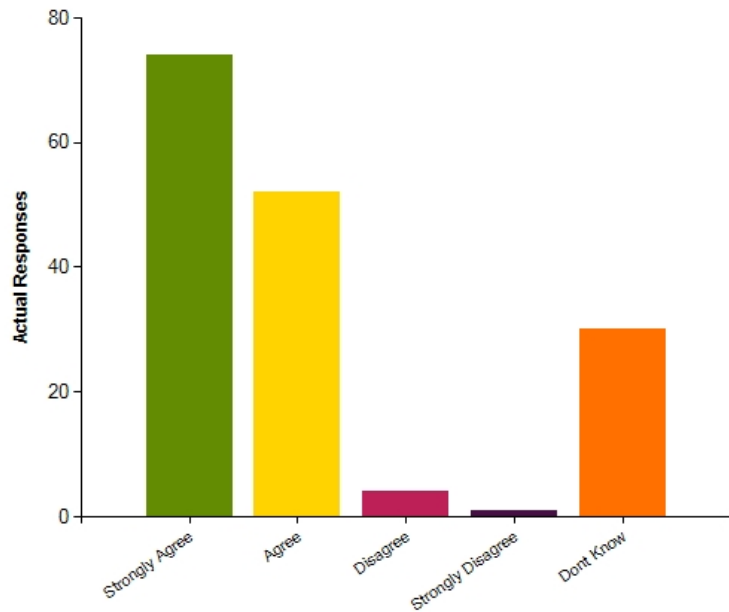
<b>Average Response</b>	1.58
<b>Most Popular Response</b>	Strongly Agree



**Question :** The classrooms are clean, tidy, and attractive and provide an effective working environment for my child

	Strongly Agree	Agree	Disagree	Strongly Disagree	Dont Know
<b>No. Of Responses</b>	74	52	4	1	30
<b>Response Percentage</b>	45.96	32.3	2.48	0.62	18.63

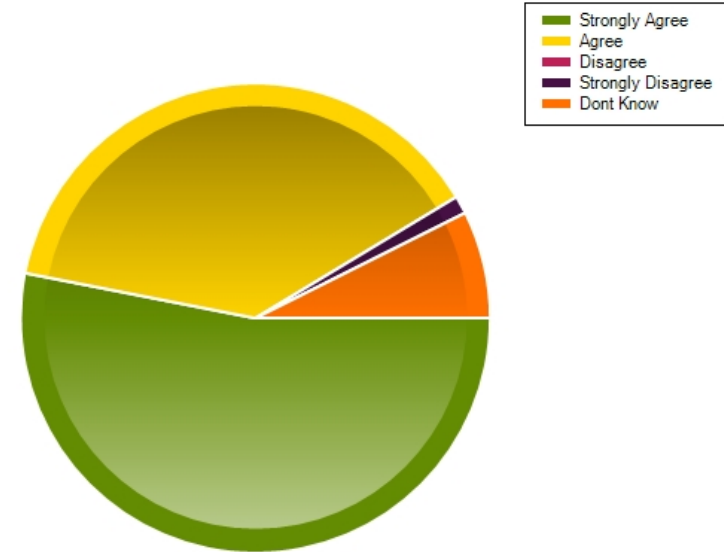
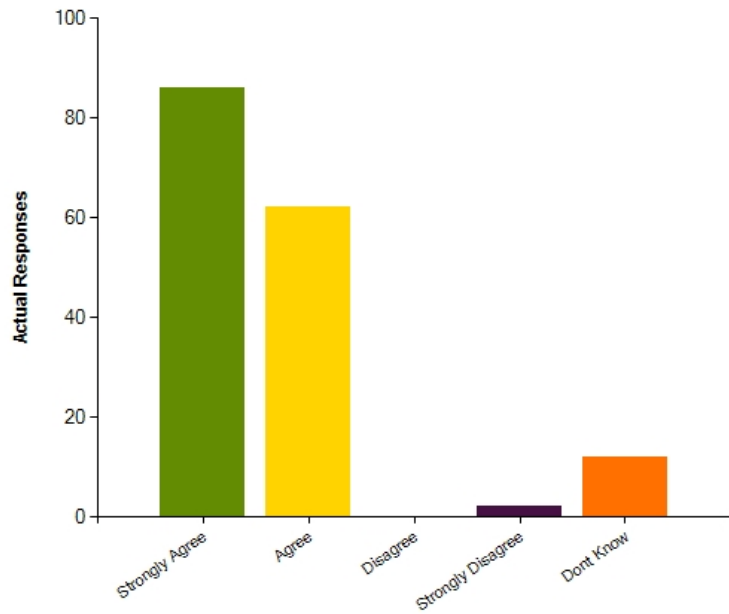
<b>Average Response</b>	2.14
<b>Most Popular Response</b>	Strongly Agree



**Question :** The outdoor environment at school is effective at supporting creativity and learning

	Strongly Agree	Agree	Disagree	Strongly Disagree	Dont Know
<b>No. Of Responses</b>	86	62	0	2	12
<b>Response Percentage</b>	53.09	38.27	0	1.23	7.41

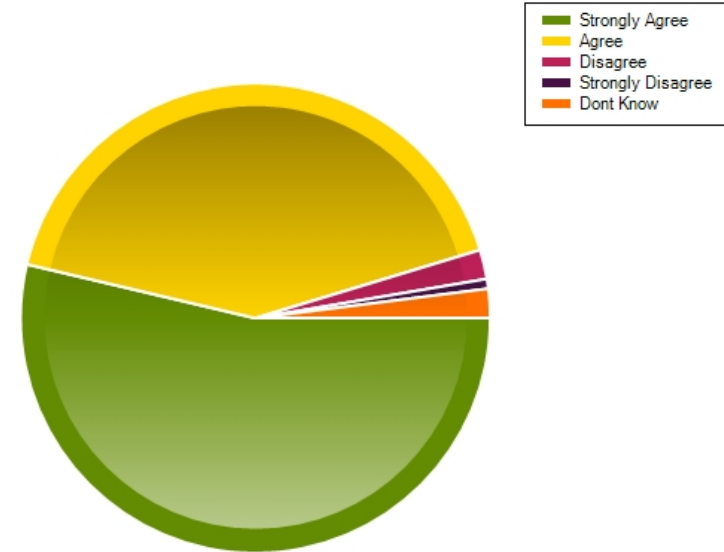
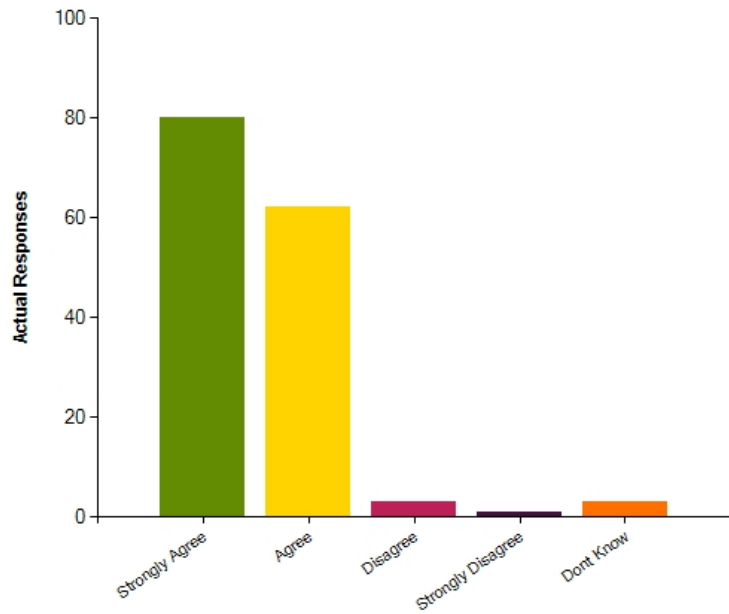
<b>Average Response</b>	1.72
<b>Most Popular Response</b>	Strongly Agree



**Question :** My child does well at this school

	Strongly Agree	Agree	Disagree	Strongly Disagree	Dont Know
<b>No. Of Responses</b>	80	62	3	1	3
<b>Response Percentage</b>	53.69	41.61	2.01	0.67	2.01

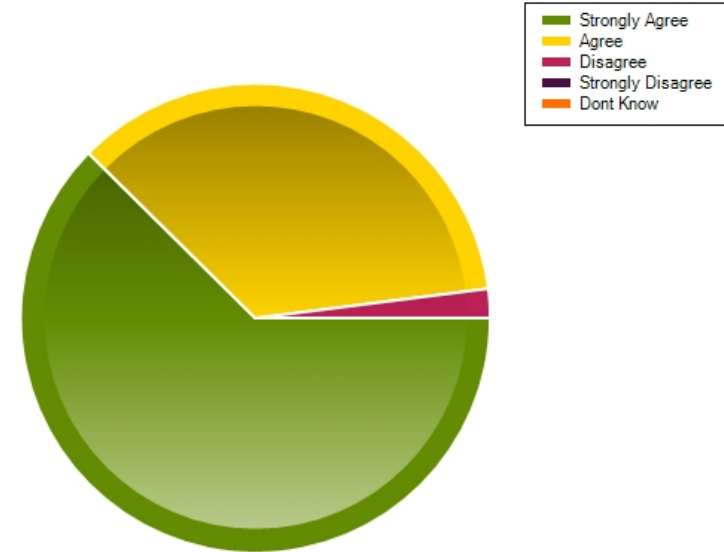
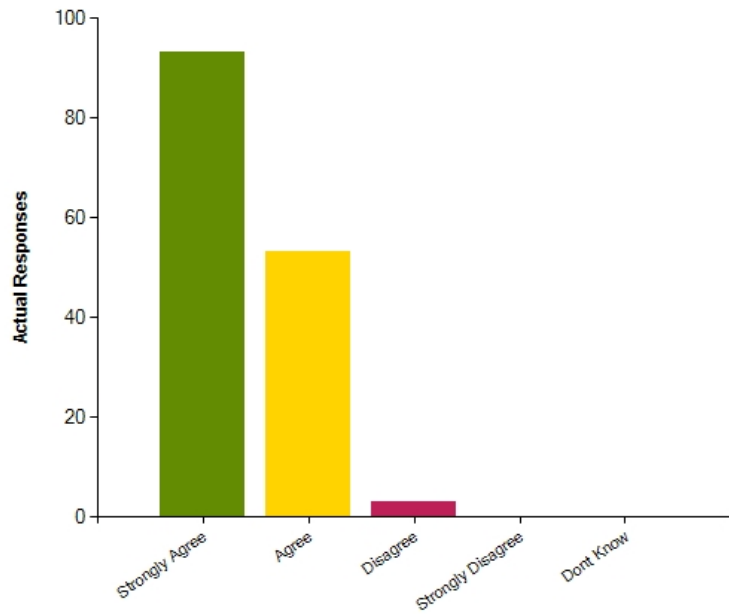
<b>Average Response</b>	1.56
<b>Most Popular Response</b>	Strongly Agree



**Question :** The school expects my child to work hard and do his/her best

	Strongly Agree	Agree	Disagree	Strongly Disagree	Dont Know
<b>No. Of Responses</b>	93	53	3	0	0
<b>Response Percentage</b>	62.42	35.57	2.01	0	0

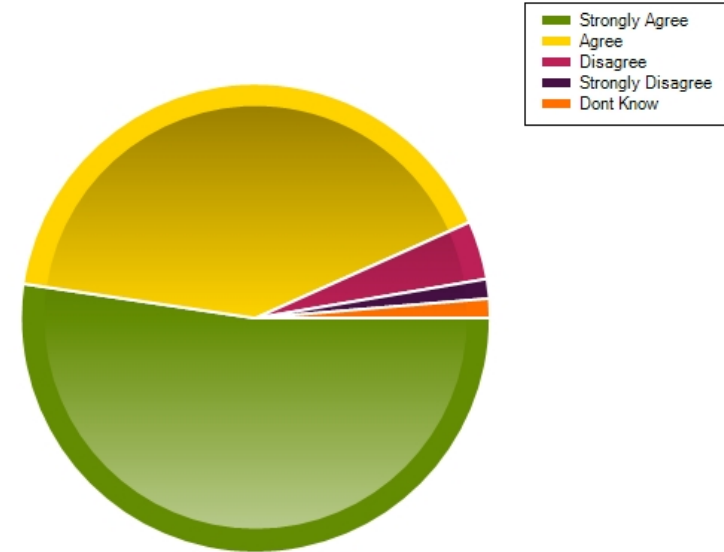
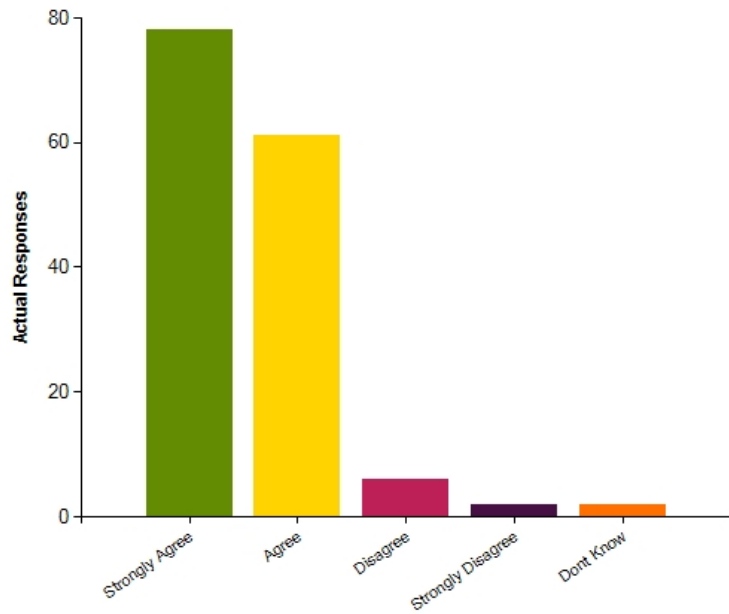
<b>Average Response</b>	1.4
<b>Most Popular Response</b>	Strongly Agree



**Question :** The school informs me about my child's progress (Parents' Evening calls and reports)

	Strongly Agree	Agree	Disagree	Strongly Disagree	Dont Know
<b>No. Of Responses</b>	78	61	6	2	2
<b>Response Percentage</b>	52.35	40.94	4.03	1.34	1.34

<b>Average Response</b>	1.58
<b>Most Popular Response</b>	Strongly Agree

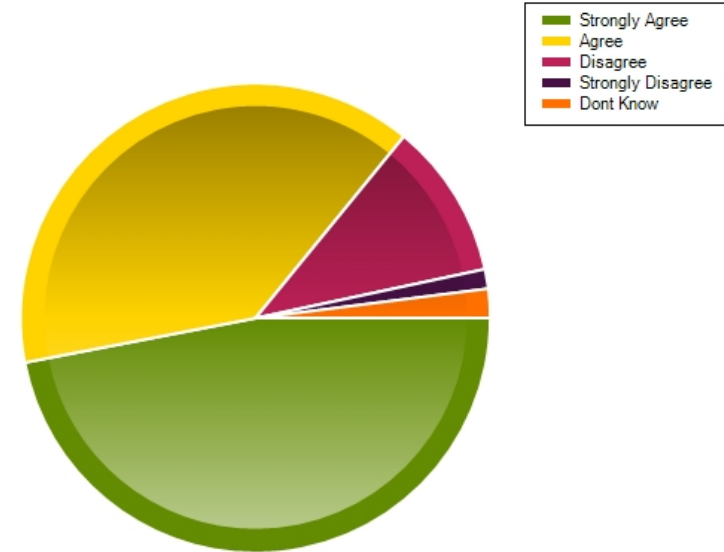
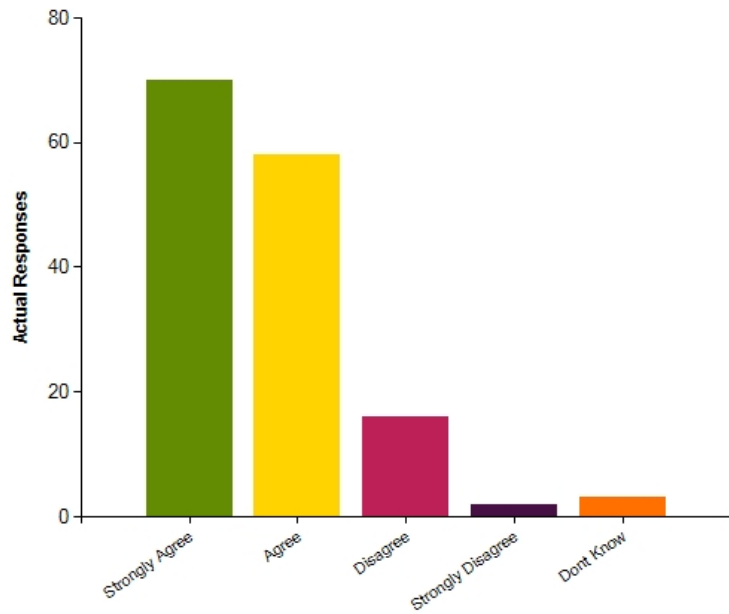




**Question :** The school meets my child's particular needs and supports my child's wider personal development

	Strongly Agree	Agree	Disagree	Strongly Disagree	Dont Know
<b>No. Of Responses</b>	70	58	16	2	3
<b>Response Percentage</b>	46.98	38.93	10.74	1.34	2.01

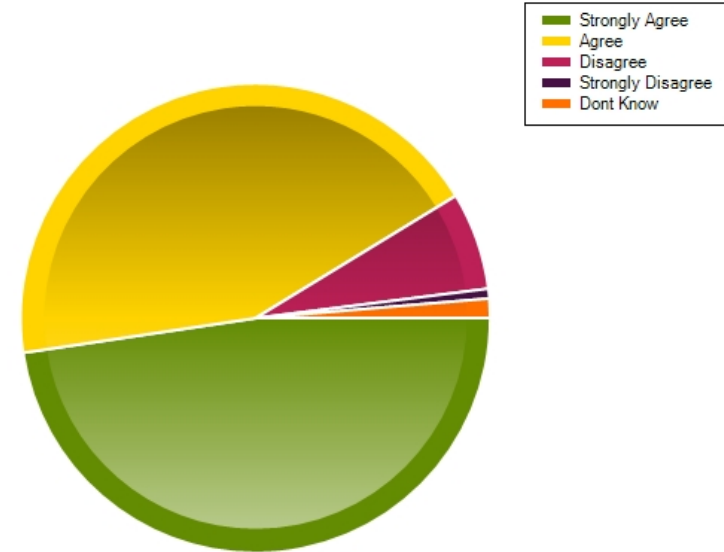
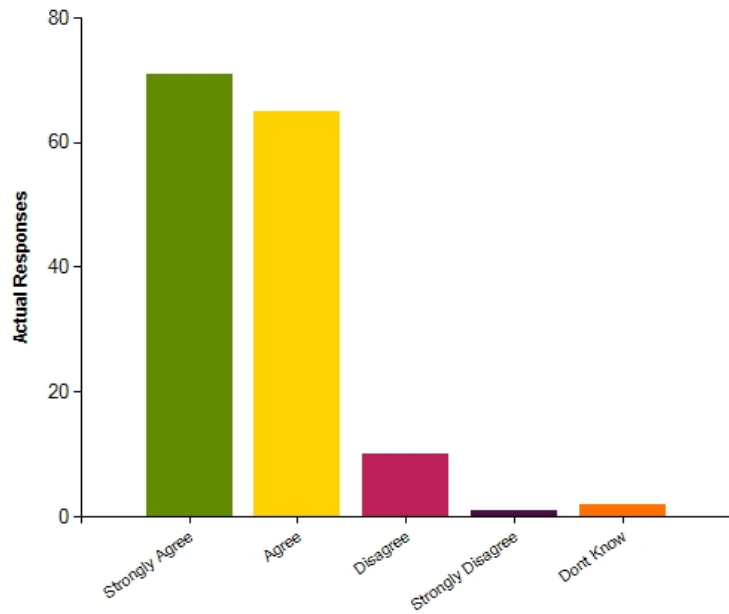
<b>Average Response</b>	1.72
<b>Most Popular Response</b>	Strongly Agree



**Question :** The school helps me to support my child's learning

	Strongly Agree	Agree	Disagree	Strongly Disagree	Dont Know
<b>No. Of Responses</b>	71	65	10	1	2
<b>Response Percentage</b>	47.65	43.62	6.71	0.67	1.34

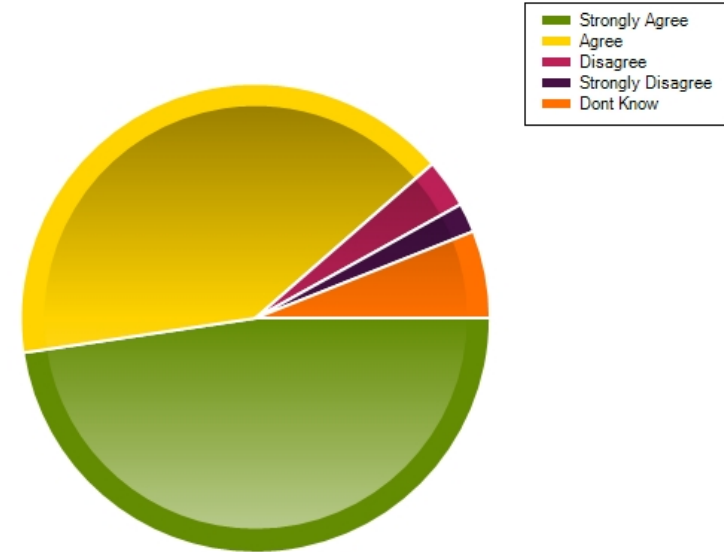
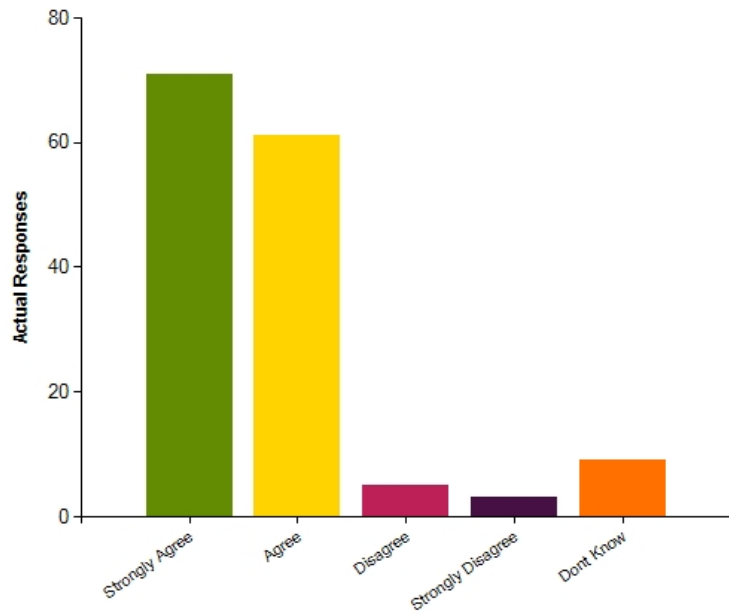
<b>Average Response</b>	1.64
<b>Most Popular Response</b>	Strongly Agree



**Question :** The school promotes equality of opportunity effectively

	Strongly Agree	Agree	Disagree	Strongly Disagree	Dont Know
<b>No. Of Responses</b>	71	61	5	3	9
<b>Response Percentage</b>	47.65	40.94	3.36	2.01	6.04

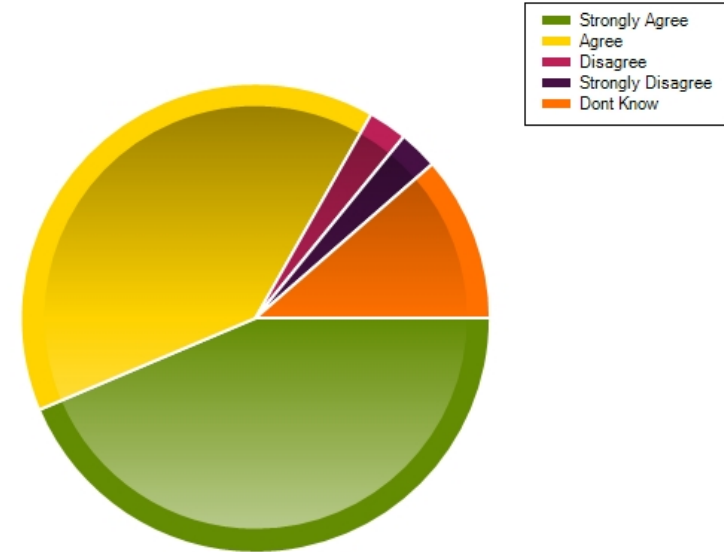
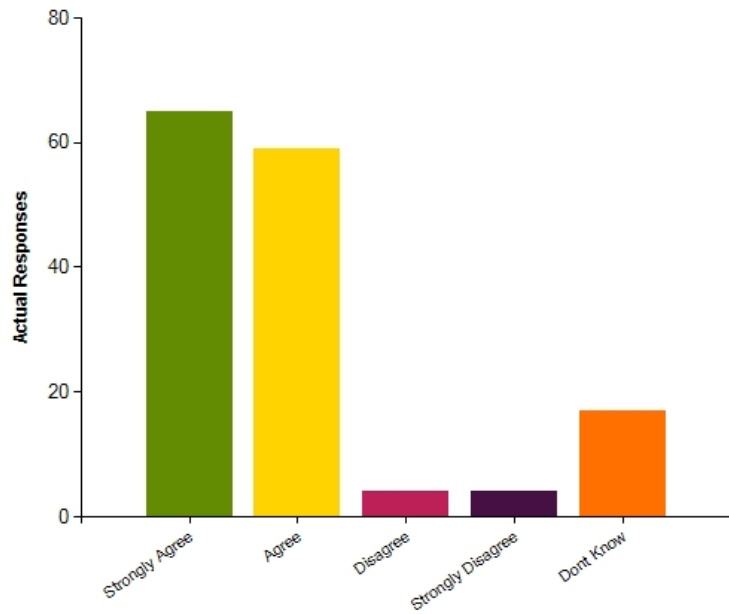
<b>Average Response</b>	1.78
<b>Most Popular Response</b>	Strongly Agree



**Question :** The Extended School and Clubs provision is good (COVID restrictions permitted)

	Strongly Agree	Agree	Disagree	Strongly Disagree	Dont Know
<b>No. Of Responses</b>	65	59	4	4	17
<b>Response Percentage</b>	43.62	39.6	2.68	2.68	11.41

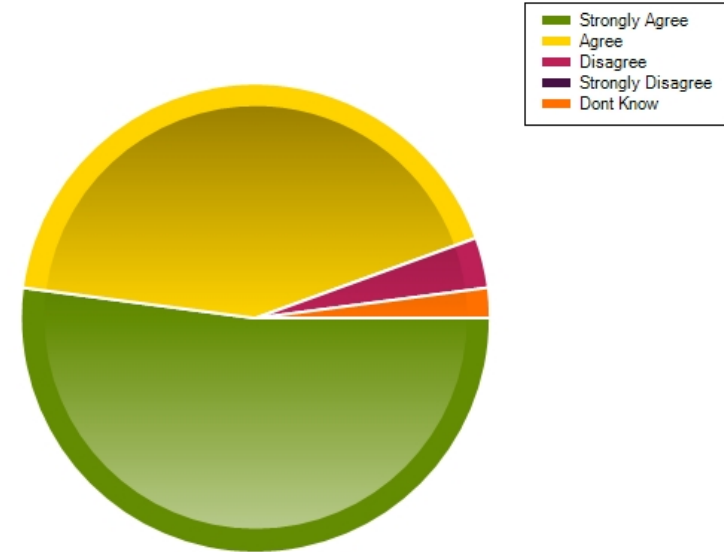
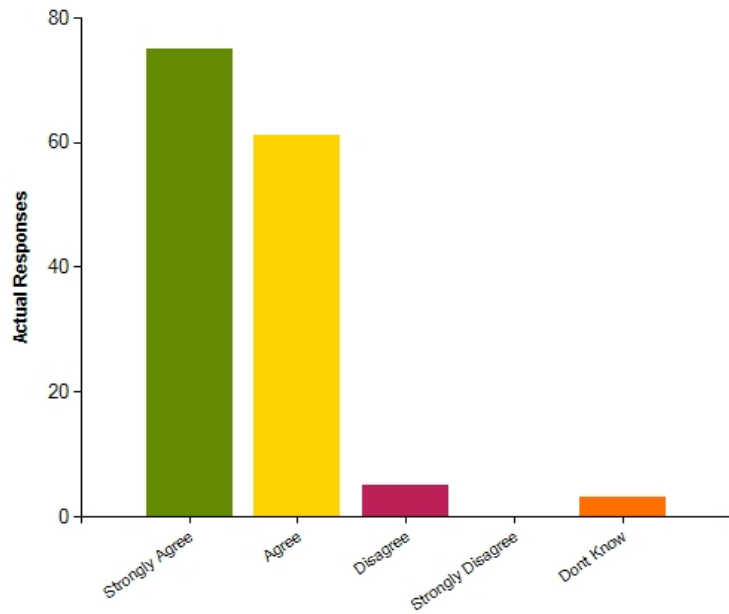
<b>Average Response</b>	1.99
<b>Most Popular Response</b>	Strongly Agree



**Question :** The school's values and attitudes have a positive effect on my child

	Strongly Agree	Agree	Disagree	Strongly Disagree	Dont Know
<b>No. Of Responses</b>	75	61	5	0	3
<b>Response Percentage</b>	52.08	42.36	3.47	0	2.08

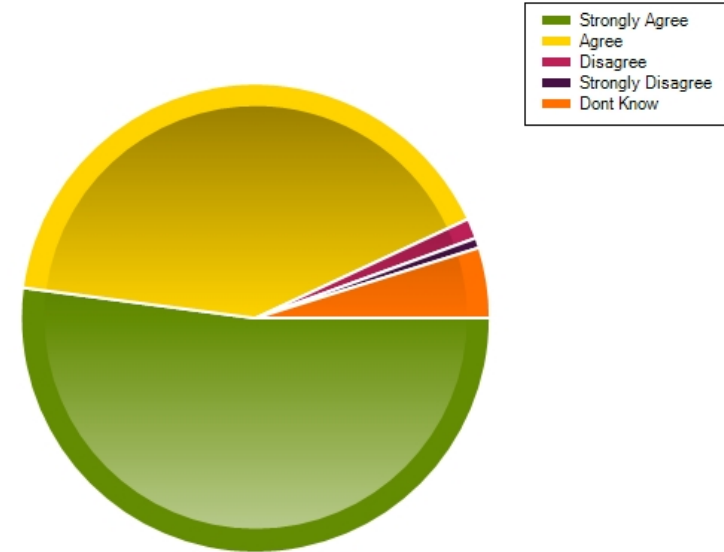
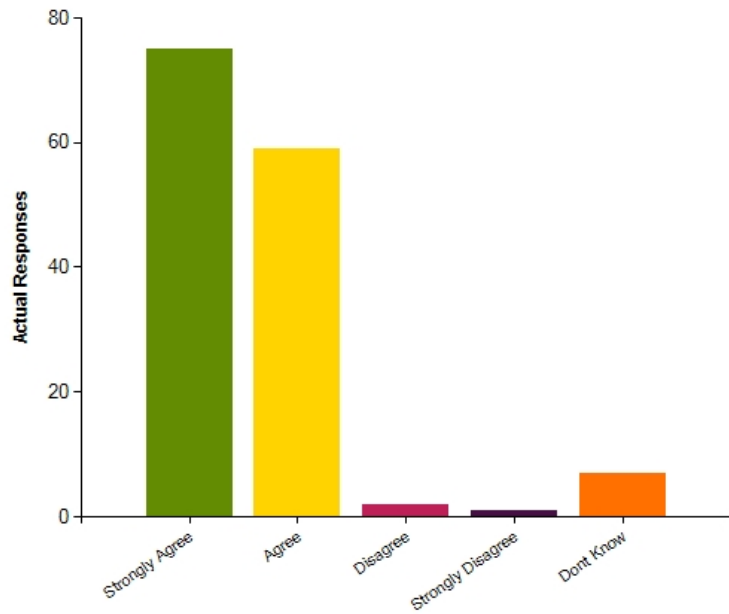
<b>Average Response</b>	1.58
<b>Most Popular Response</b>	Strongly Agree



**Question :** The Rights Respecting ethos of the school impacts positively on my child

	Strongly Agree	Agree	Disagree	Strongly Disagree	Dont Know
<b>No. Of Responses</b>	75	59	2	1	7
<b>Response Percentage</b>	52.08	40.97	1.39	0.69	4.86

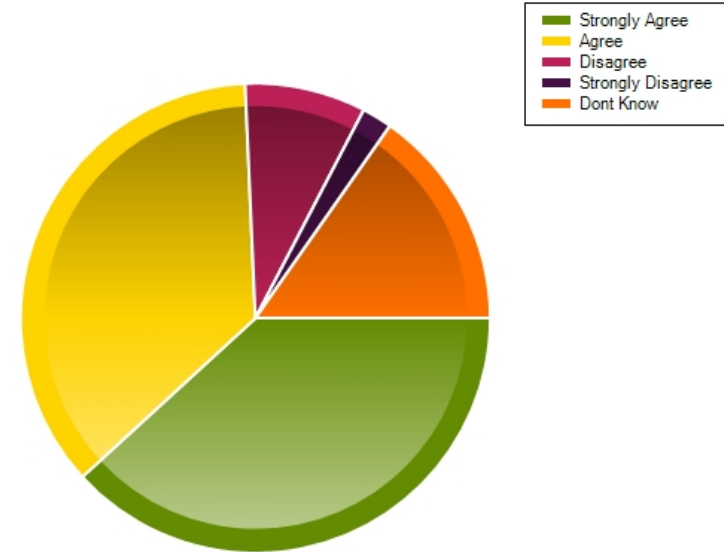
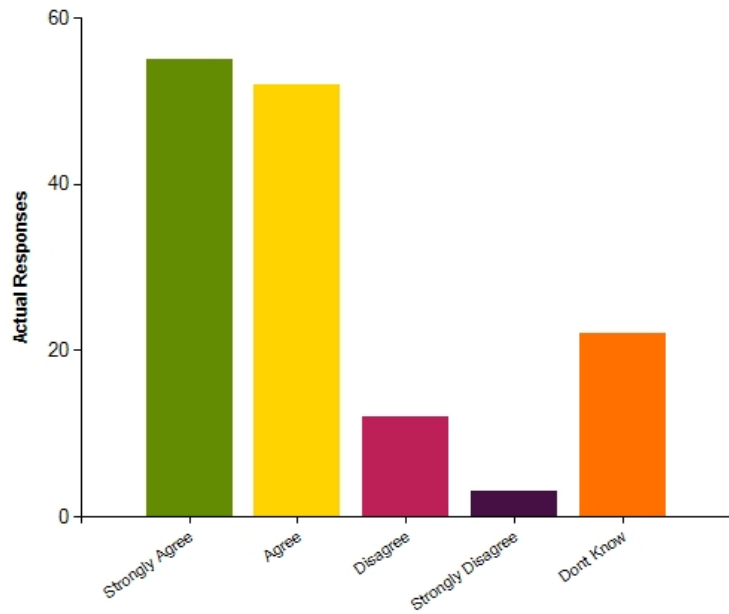
<b>Average Response</b>	1.65
<b>Most Popular Response</b>	Strongly Agree



**Question :** The school deals effectively with inappropriate behaviour

	Strongly Agree	Agree	Disagree	Strongly Disagree	Dont Know
<b>No. Of Responses</b>	55	52	12	3	22
<b>Response Percentage</b>	38.19	36.11	8.33	2.08	15.28

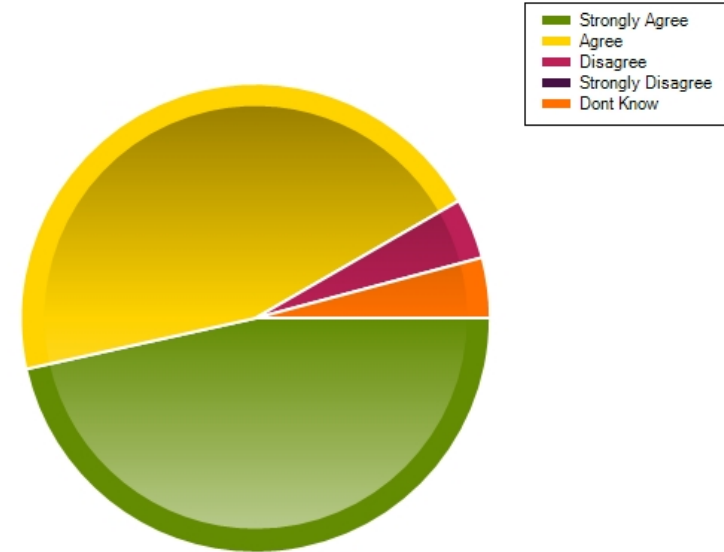
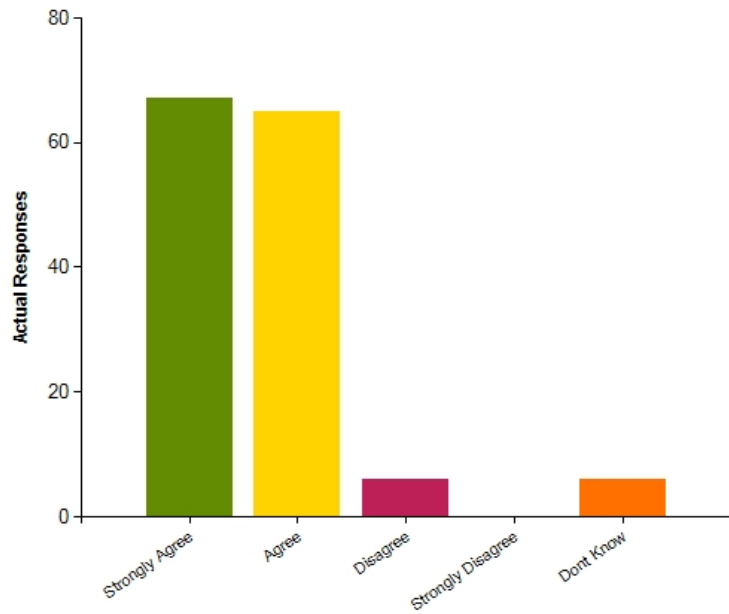
<b>Average Response</b>	2.2
<b>Most Popular Response</b>	Strongly Agree



**Question :** The school helps my child to have a healthy lifestyle

	Strongly Agree	Agree	Disagree	Strongly Disagree	Dont Know
<b>No. Of Responses</b>	67	65	6	0	6
<b>Response Percentage</b>	46.53	45.14	4.17	0	4.17

<b>Average Response</b>	1.7
<b>Most Popular Response</b>	Strongly Agree

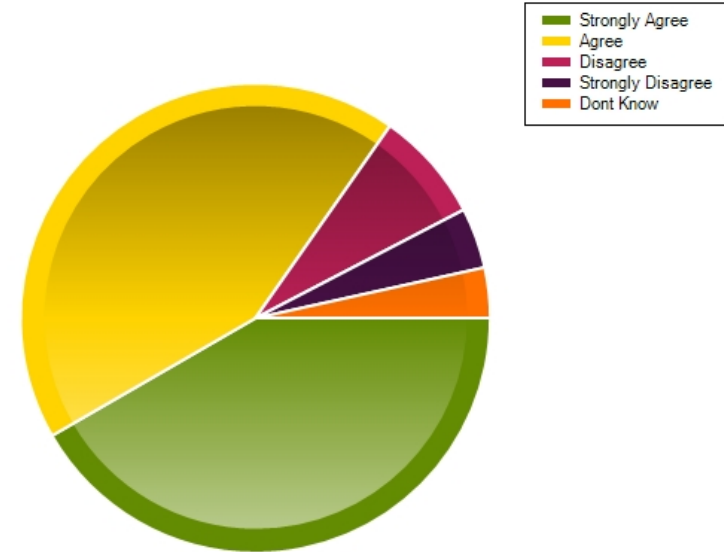
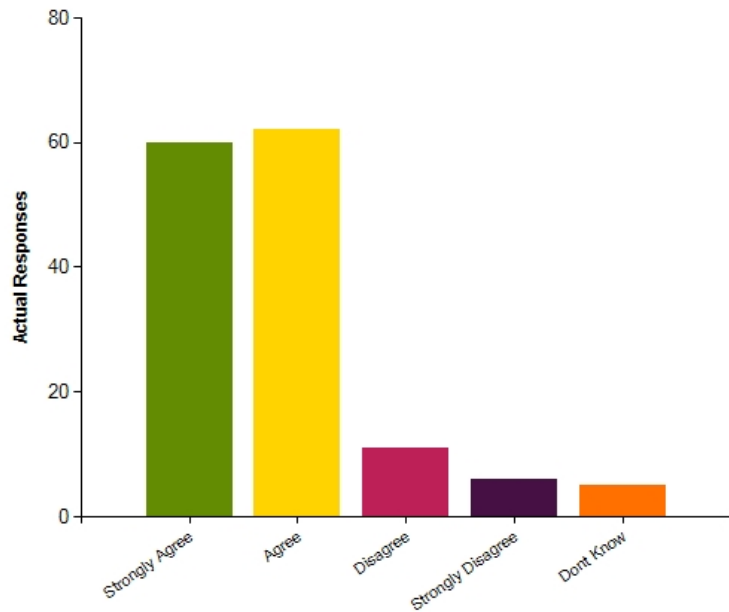




**Question :** My child is confident that should they have a problem there is someone they can go to in school

	Strongly Agree	Agree	Disagree	Strongly Disagree	Dont Know
<b>No. Of Responses</b>	60	62	11	6	5
<b>Response Percentage</b>	41.67	43.06	7.64	4.17	3.47

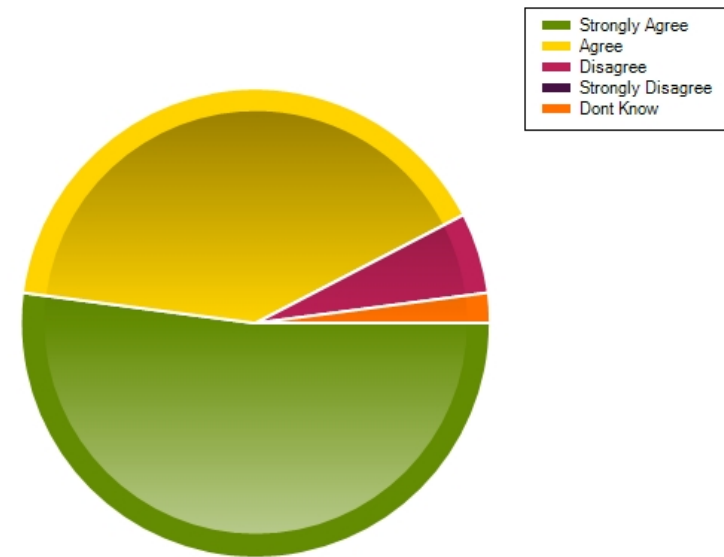
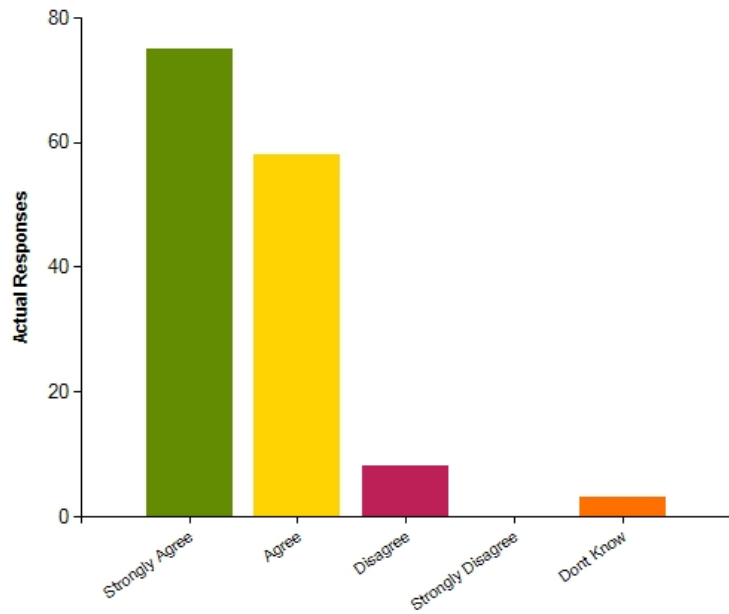
<b>Average Response</b>	1.85
<b>Most Popular Response</b>	Agree



**Question :** My child enjoys lunch times and breaktimes

	Strongly Agree	Agree	Disagree	Strongly Disagree	Dont Know
<b>No. Of Responses</b>	75	58	8	0	3
<b>Response Percentage</b>	52.08	40.28	5.56	0	2.08

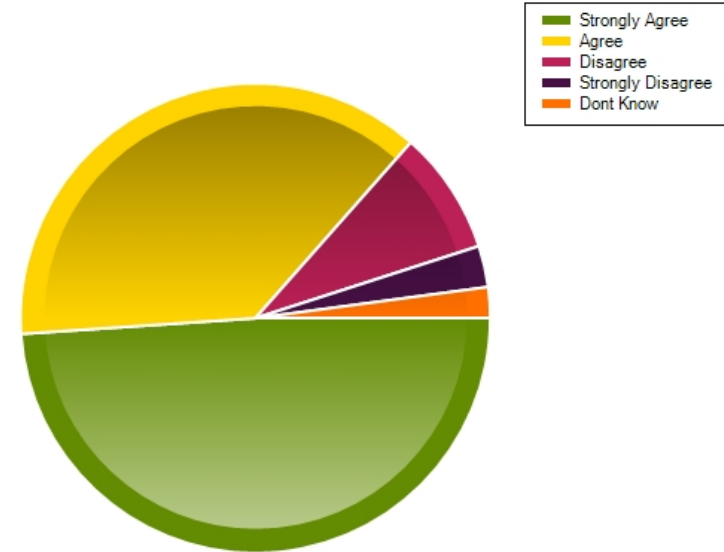
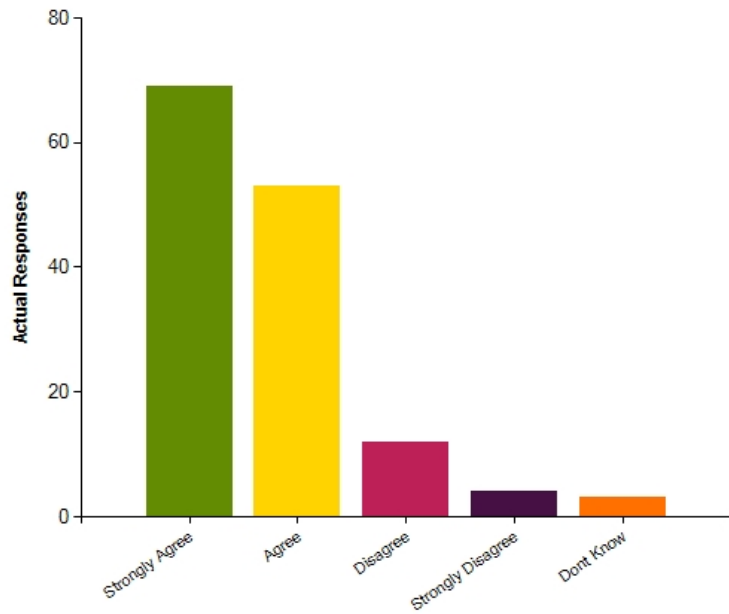
<b>Average Response</b>	1.6
<b>Most Popular Response</b>	Strongly Agree



**Question :** I think members of staff are approachable

	Strongly Agree	Agree	Disagree	Strongly Disagree	Dont Know
<b>No. Of Responses</b>	69	53	12	4	3
<b>Response Percentage</b>	48.94	37.59	8.51	2.84	2.13

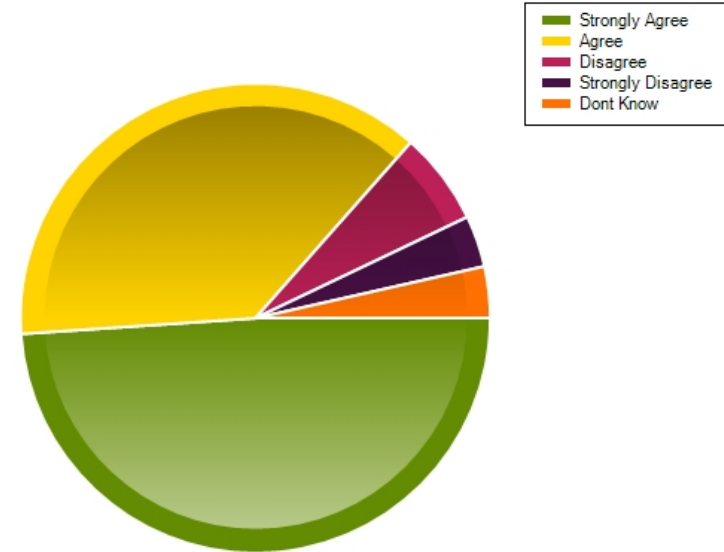
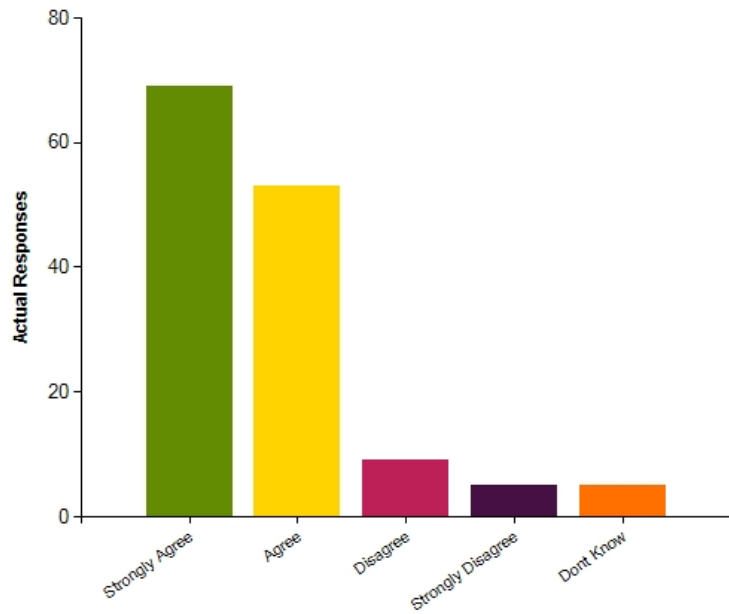
<b>Average Response</b>	1.72
<b>Most Popular Response</b>	Strongly Agree



**Question :** I feel welcomed by the school (COVID restrictions permitted)

	Strongly Agree	Agree	Disagree	Strongly Disagree	Dont Know
<b>No. Of Responses</b>	69	53	9	5	5
<b>Response Percentage</b>	48.94	37.59	6.38	3.55	3.55

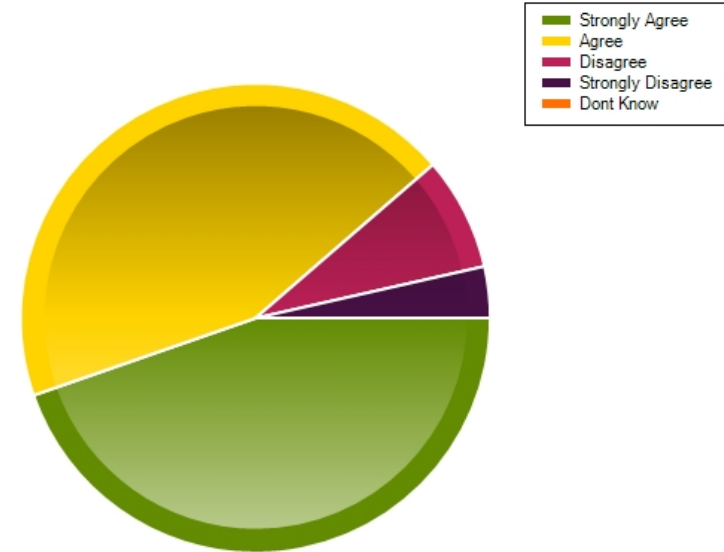
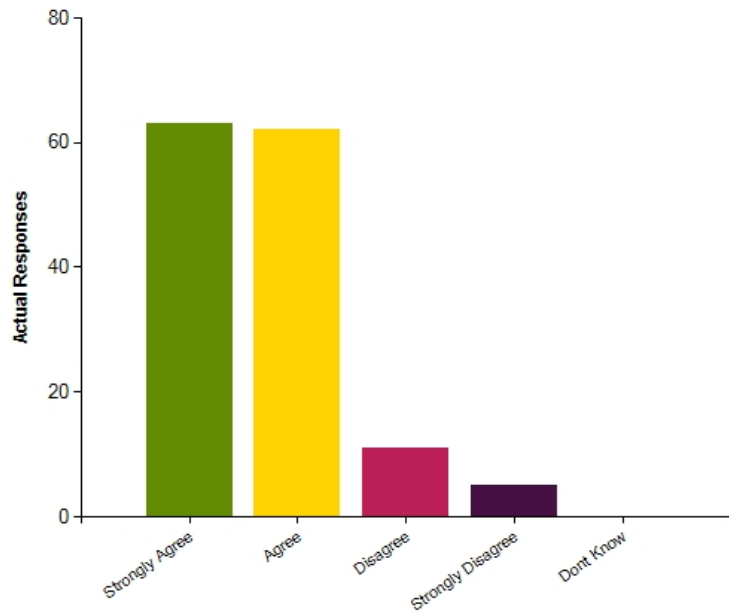
<b>Average Response</b>	1.75
<b>Most Popular Response</b>	Strongly Agree



**Question :** School communicates well with families

	Strongly Agree	Agree	Disagree	Strongly Disagree	Dont Know
<b>No. Of Responses</b>	63	62	11	5	0
<b>Response Percentage</b>	44.68	43.97	7.8	3.55	0

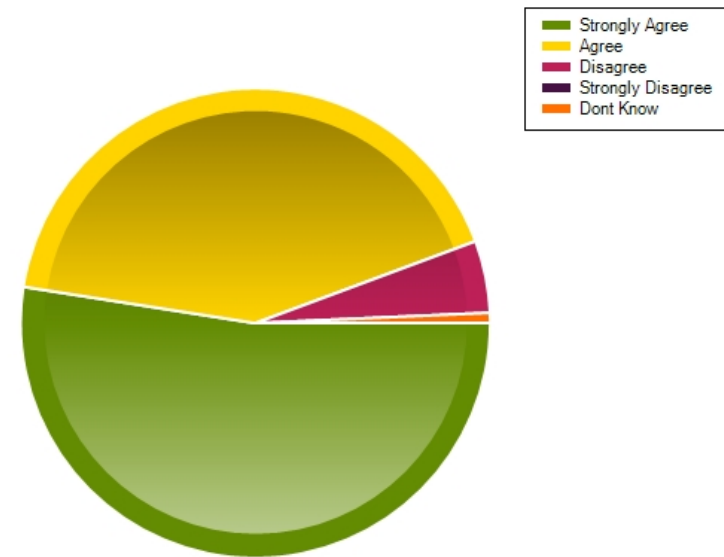
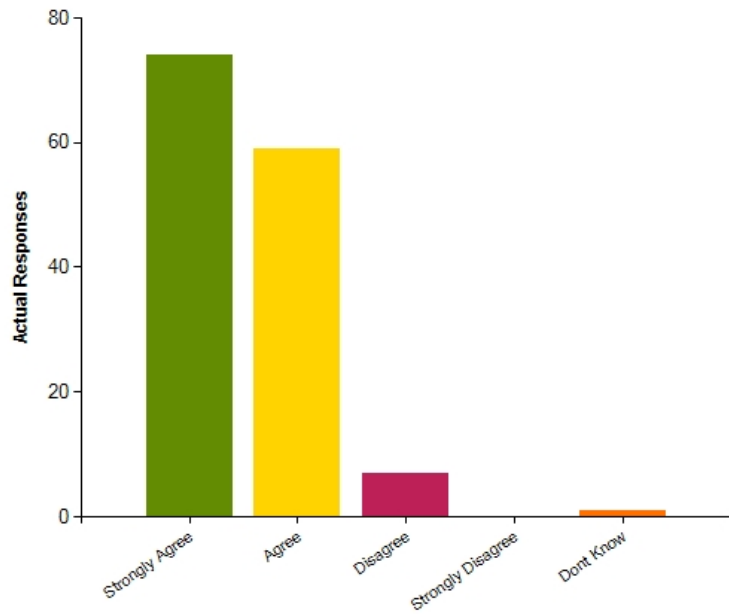
<b>Average Response</b>	1.7
<b>Most Popular Response</b>	Strongly Agree



**Question :** Newsletters provide me with clear information

	Strongly Agree	Agree	Disagree	Strongly Disagree	Dont Know
<b>No. Of Responses</b>	74	59	7	0	1
<b>Response Percentage</b>	52.48	41.84	4.96	0	0.71

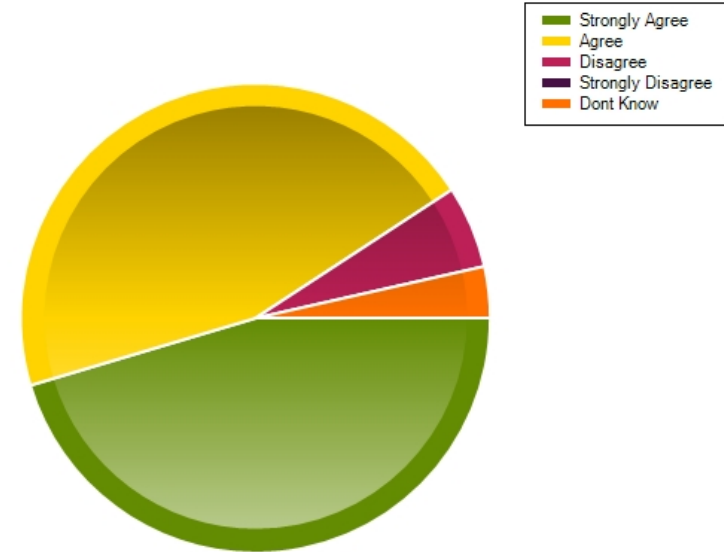
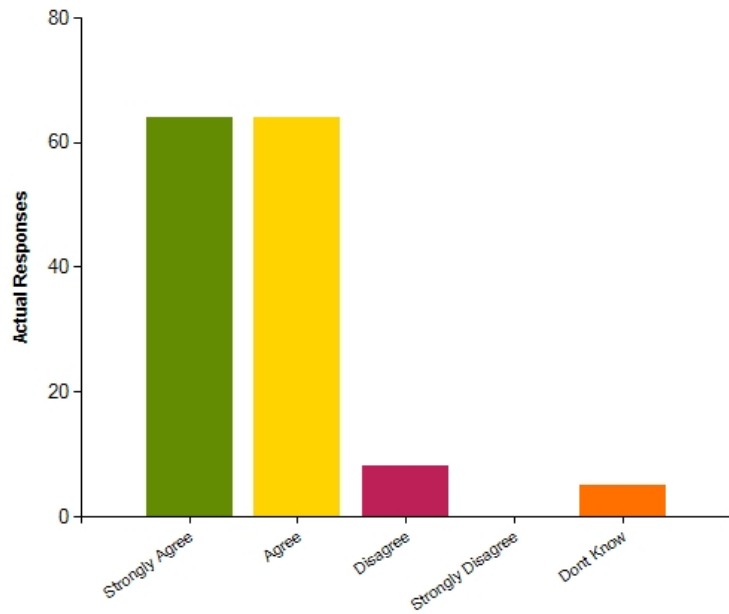
<b>Average Response</b>	1.55
<b>Most Popular Response</b>	Strongly Agree



**Question :** The school website provides me with clear information regarding the school

	Strongly Agree	Agree	Disagree	Strongly Disagree	Dont Know
<b>No. Of Responses</b>	64	64	8	0	5
<b>Response Percentage</b>	45.39	45.39	5.67	0	3.55

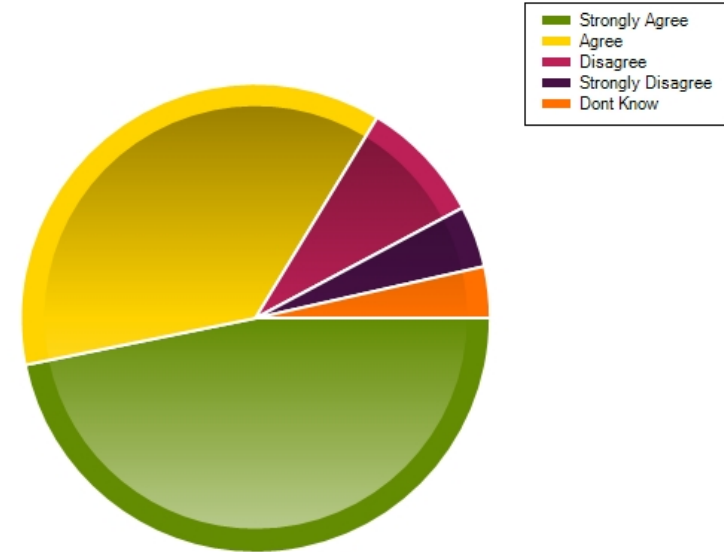
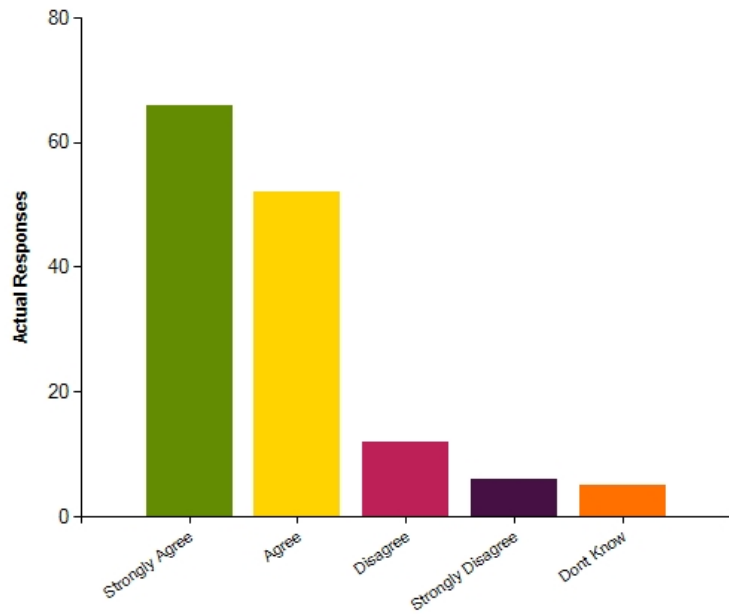
<b>Average Response</b>	1.71
<b>Most Popular Response</b>	Agree



**Question :** My suggestions and concerns are dealt with effectively

	Strongly Agree	Agree	Disagree	Strongly Disagree	Dont Know
<b>No. Of Responses</b>	66	52	12	6	5
<b>Response Percentage</b>	46.81	36.88	8.51	4.26	3.55

<b>Average Response</b>	1.81
<b>Most Popular Response</b>	Strongly Agree

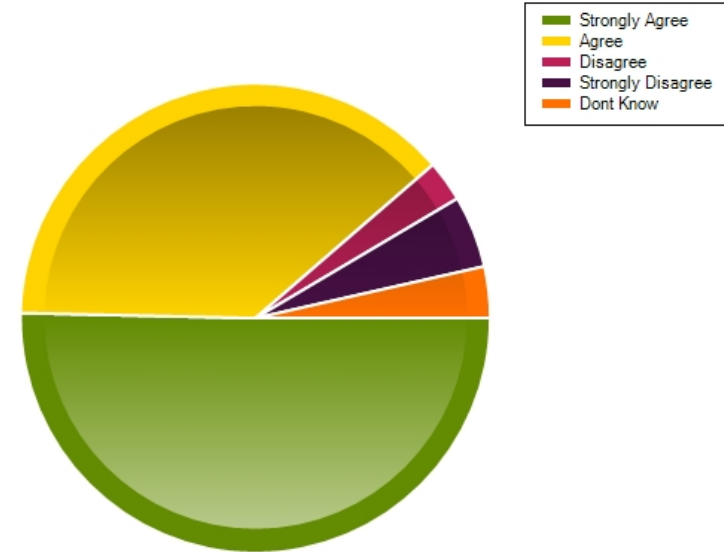
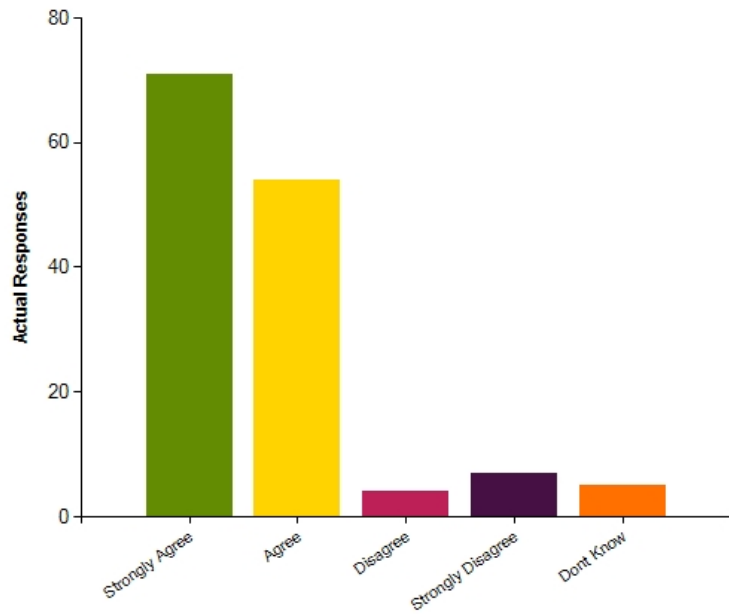




**Question :** The school is led and managed well

	Strongly Agree	Agree	Disagree	Strongly Disagree	Dont Know
<b>No. Of Responses</b>	71	54	4	7	5
<b>Response Percentage</b>	50.35	38.3	2.84	4.96	3.55

<b>Average Response</b>	1.73
<b>Most Popular Response</b>	Strongly Agree



**Question :** I would recommend this school to another family

	Strongly Agree	Agree	Disagree	Strongly Disagree	Dont Know
<b>No. Of Responses</b>	75	46	4	5	11
<b>Response Percentage</b>	53.19	32.62	2.84	3.55	7.8

<b>Average Response</b>	1.8
<b>Most Popular Response</b>	Strongly Agree

