

Reports powered by...

Perspective



St Giles Church of England Primary School



Parent Views 2023/24 06/02/2024

Created on 06/02/2024

Printed by Mark Dakin

Introduction

Perspective surveys are an opportunity to find out how a group of people perceive things that relate to your school or centre.

The following pages contain the results of your survey. Use this report to help you understand peoples perceptions and develop your school or centre to cater for or improve these perceptions.

The Survey

The survey was active between 20/01/2024 – 06/02/2024 and was answered anonymously.

The survey asks a series of questions which the person must rate. The ratings are as follows:

1. Strongly Agree
2. Agree
3. Disagree
4. Strongly Disagree
5. Don't Know

The Report

This report is broken down into several sections:

- **Survey Response**

This is an overview of how people responded to your survey.

- **Feedback Summary**

This section gives an overall look at the survey answers.

- **Detailed Feedback**

This section details answers given to each question.

Important note regarding this report:

Reports from surveys contain all the collated feedback from all respondents excepting the following:

Where a survey response contains offensive language, or information that breaches confidentiality/privacy, or information that endangers others, or information that might identify specific children, and where this is detected by automated processes in the software or by quality review, then these responses will be omitted from the survey report.

Survey Responses

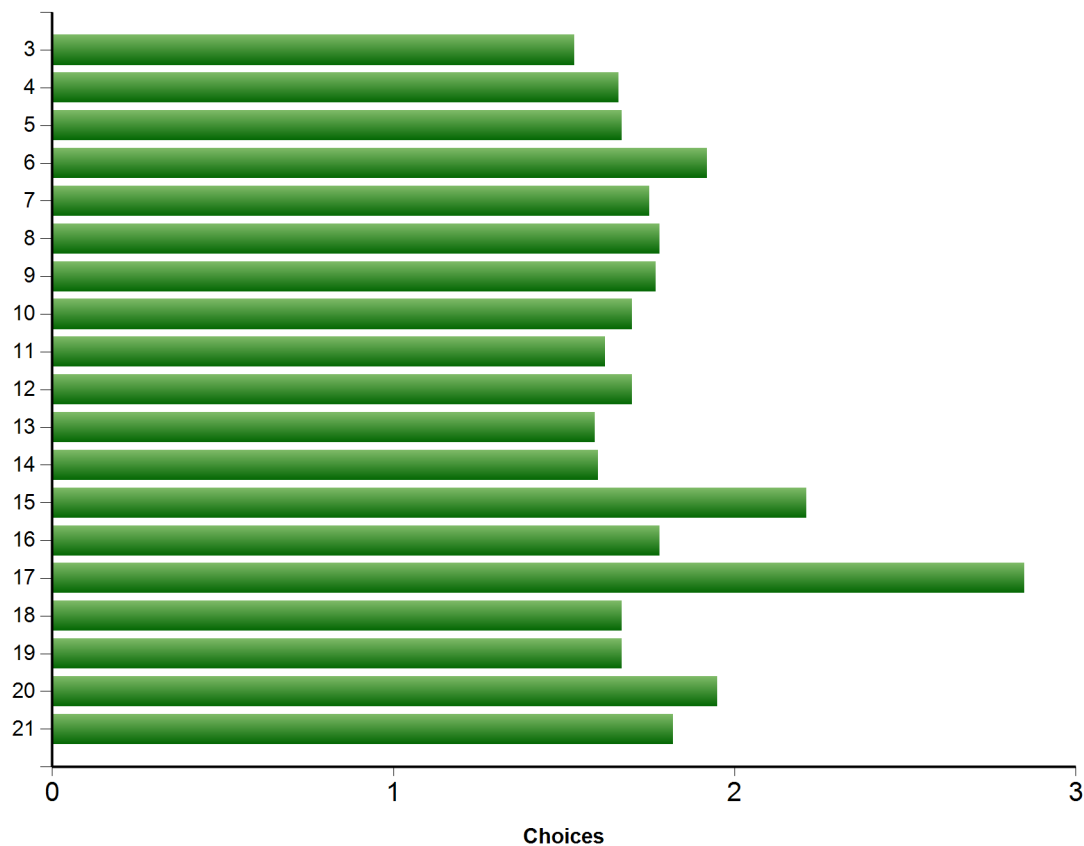
This table gives an overview of the amount of responses you have received.

Distributed To	Completed Questionnaire
139	68

Feedback Summary

Here is a graph representing the average user response for each question

Question	Response					Average
	1	2	3	4	5	
3	42	26	2	3	0	1.53
4	33	36	0	4	0	1.66
5	39	24	5	5	0	1.67
6	30	32	2	5	4	1.92
7	36	25	7	4	1	1.75
8	32	34	1	3	3	1.78
9	32	34	1	4	2	1.77
10	37	29	1	4	2	1.7
11	41	25	2	4	1	1.62
12	36	31	0	4	2	1.7
13	40	28	1	3	1	1.59
14	36	32	3	2	0	1.6
15	27	28	2	5	10	2.21
16	32	33	3	2	3	1.78
17	19	24	2	5	23	2.85
18	37	29	1	6	0	1.67
19	39	27	1	4	2	1.67
20	31	30	2	5	5	1.95
21	34	31	0	3	5	1.82

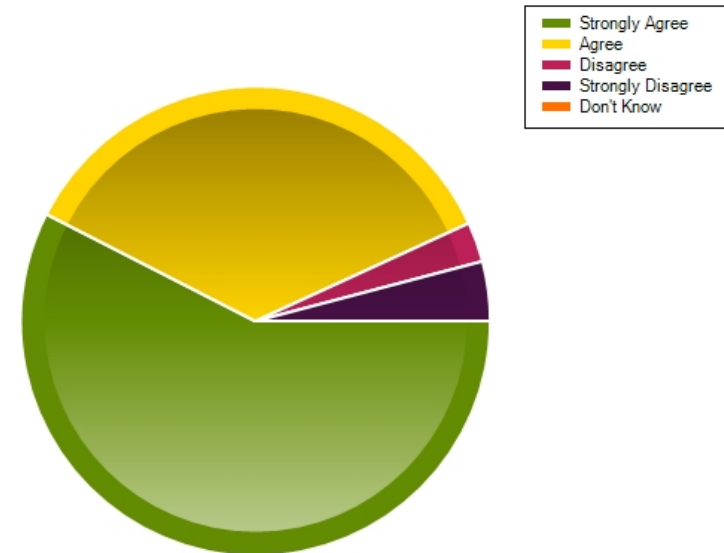
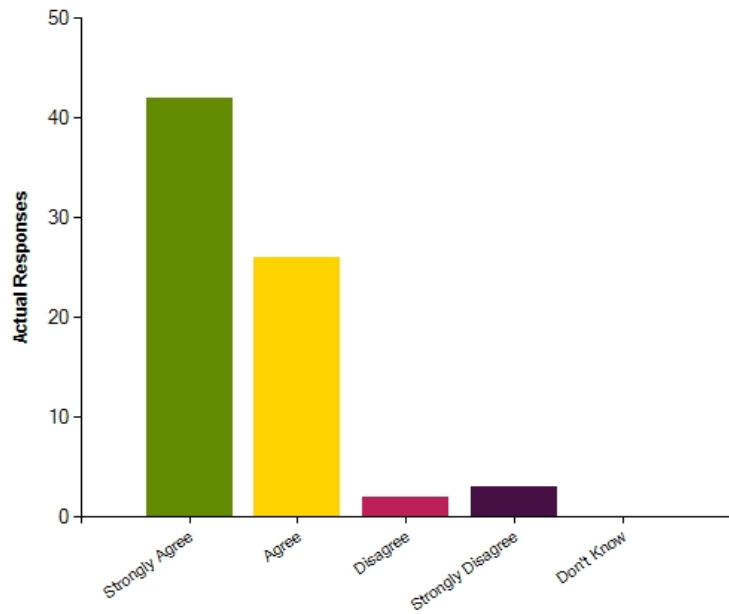


Questions

Question : My child enjoys school.

	Strongly Agree	Agree	Disagree	Strongly Disagree	Don't Know
No. Of Responses	42	26	2	3	0
Response Percentage	57.53	35.62	2.74	4.11	0

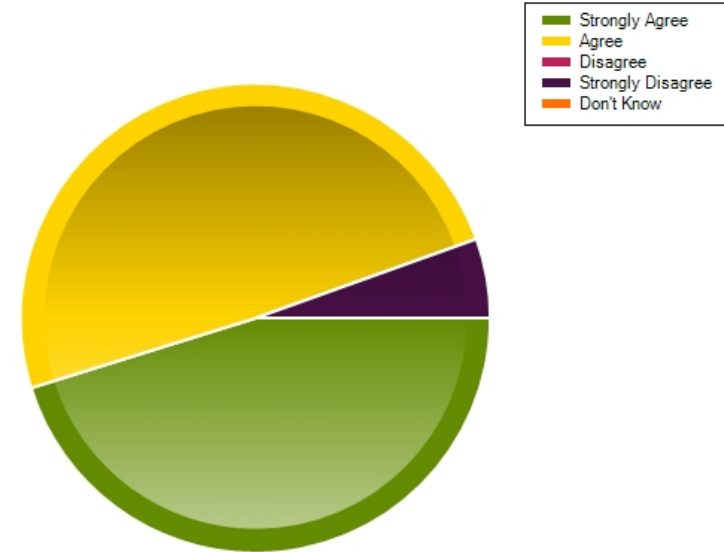
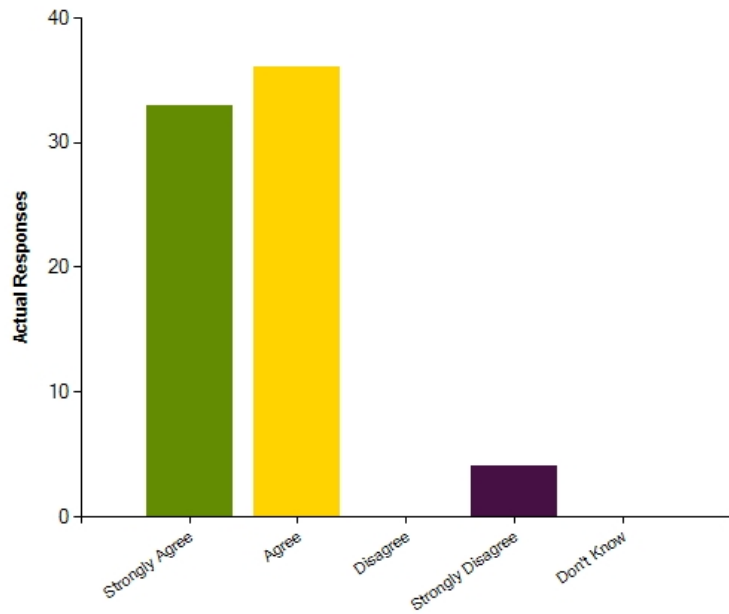
Average Response	1.53
Most Popular Response	Strongly Agree



Question : My child finds learning interesting and stimulating.

	Strongly Agree	Agree	Disagree	Strongly Disagree	Don't Know
No. Of Responses	33	36	0	4	0
Response Percentage	45.21	49.32	0	5.48	0

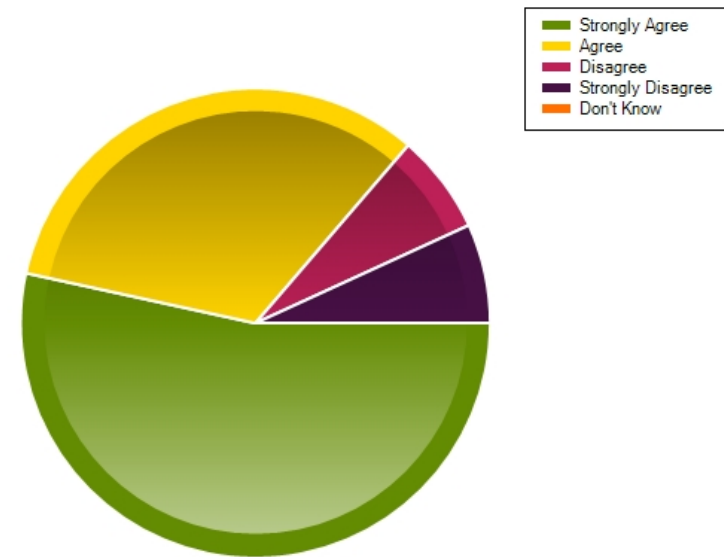
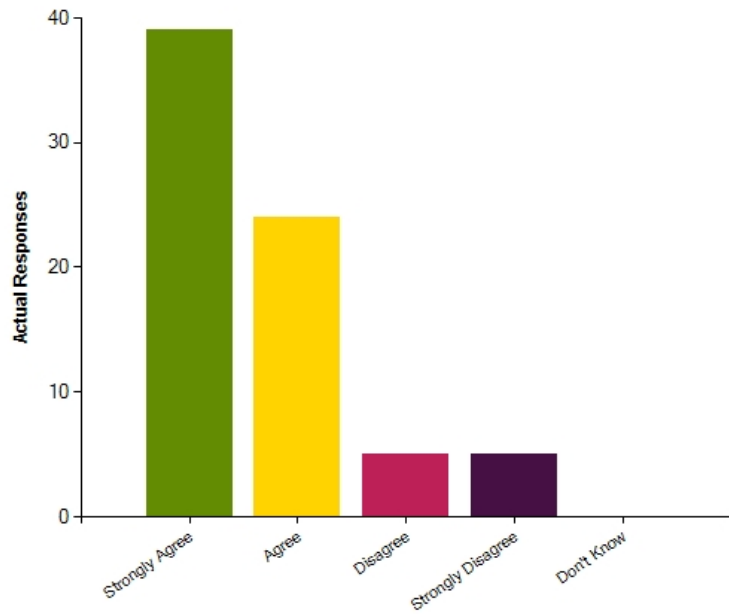
Average Response	1.66
Most Popular Response	Agree



Question : The school is a warm, friendly and welcoming place to visit.

	Strongly Agree	Agree	Disagree	Strongly Disagree	Don't Know
No. Of Responses	39	24	5	5	0
Response Percentage	53.42	32.88	6.85	6.85	0

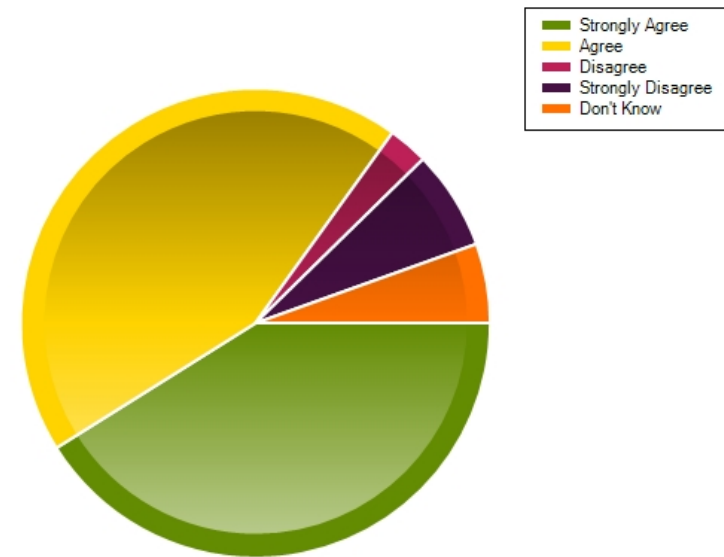
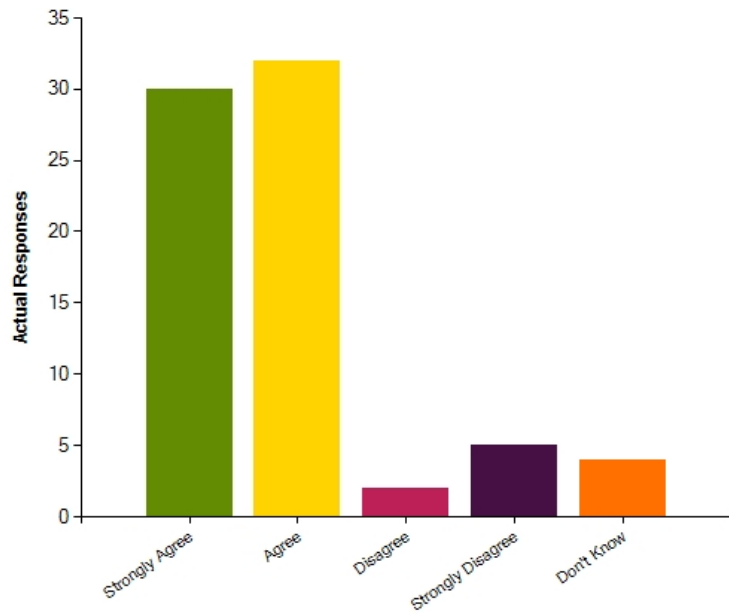
Average Response	1.67
Most Popular Response	Strongly Agree



Question : The school is interested in the views of us the parents.

	Strongly Agree	Agree	Disagree	Strongly Disagree	Don't Know
No. Of Responses	30	32	2	5	4
Response Percentage	41.1	43.84	2.74	6.85	5.48

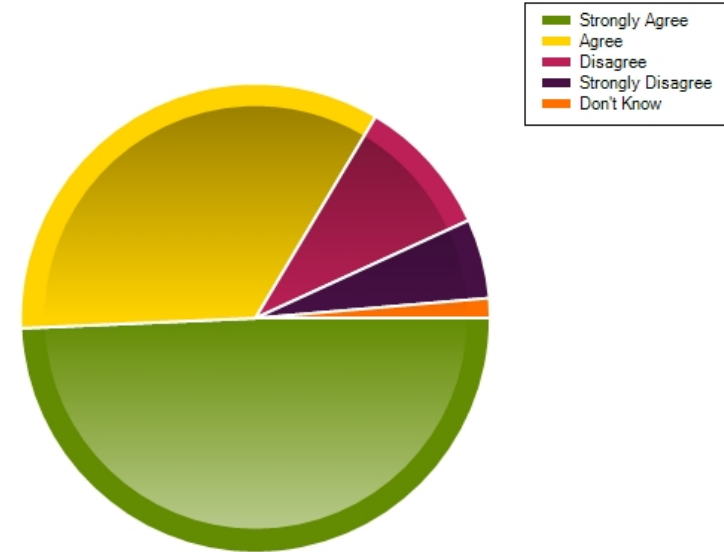
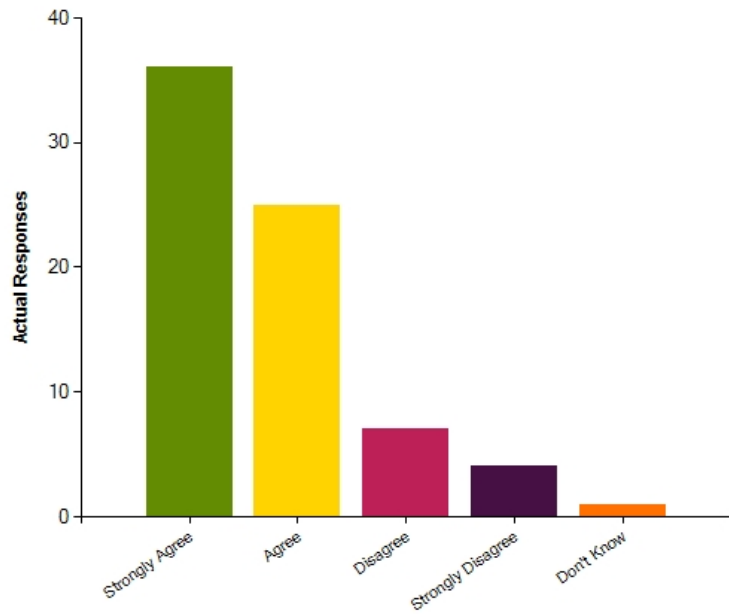
Average Response	1.92
Most Popular Response	Agree



Question : There is good communication and the staff are approachable, I know I can ask questions or discuss a problem.

	Strongly Agree	Agree	Disagree	Strongly Disagree	Don't Know
No. Of Responses	36	25	7	4	1
Response Percentage	49.32	34.25	9.59	5.48	1.37

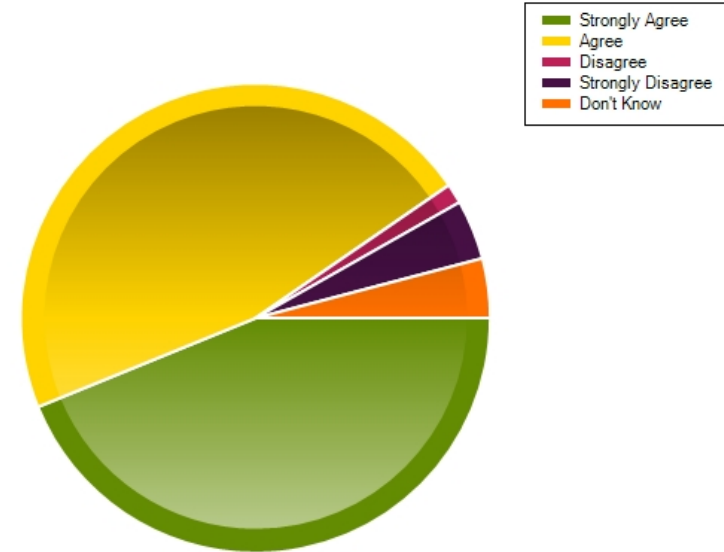
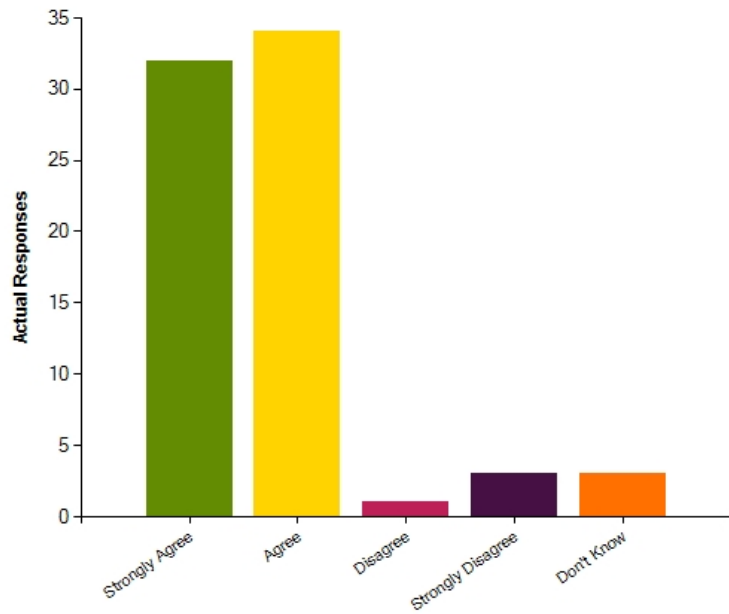
Average Response	1.75
Most Popular Response	Strongly Agree



Question : School helps to encourage a healthy lifestyle.

	Strongly Agree	Agree	Disagree	Strongly Disagree	Don't Know
No. Of Responses	32	34	1	3	3
Response Percentage	43.84	46.58	1.37	4.11	4.11

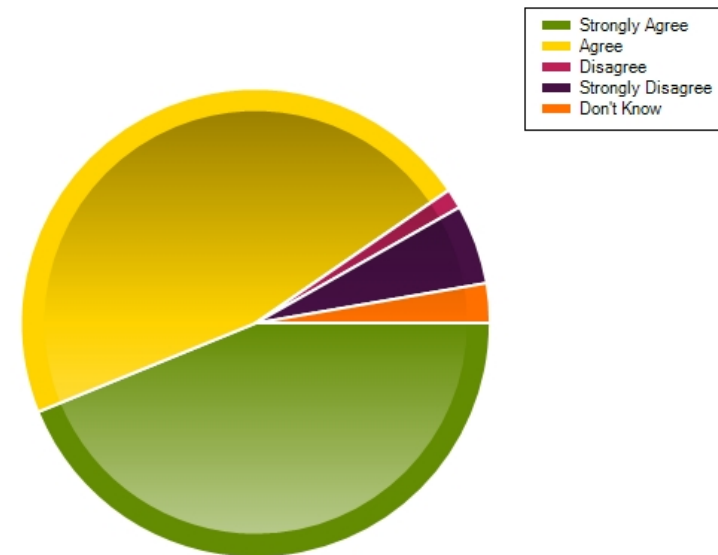
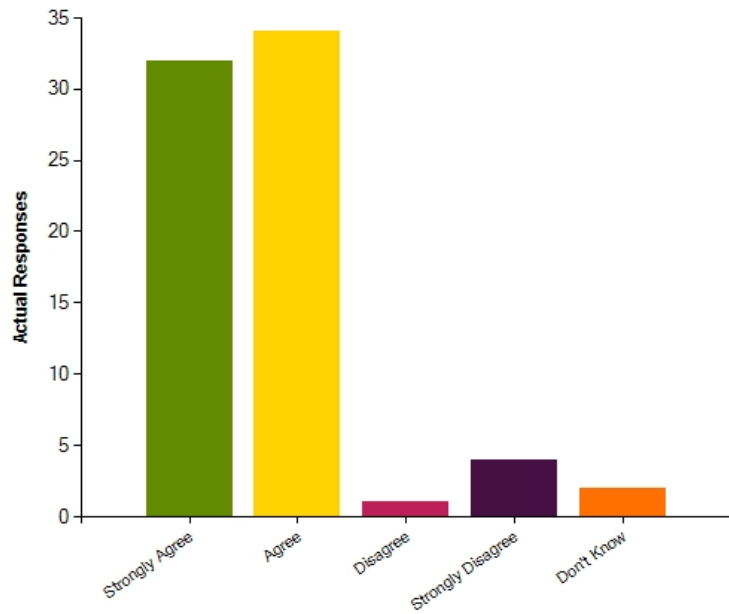
Average Response	1.78
Most Popular Response	Agree



Question : The school makes sure its pupils are well behaved.

	Strongly Agree	Agree	Disagree	Strongly Disagree	Don't Know
No. Of Responses	32	34	1	4	2
Response Percentage	43.84	46.58	1.37	5.48	2.74

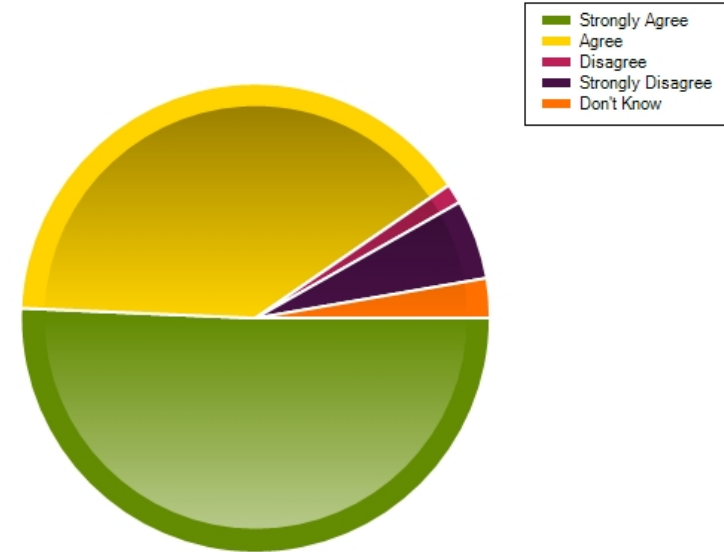
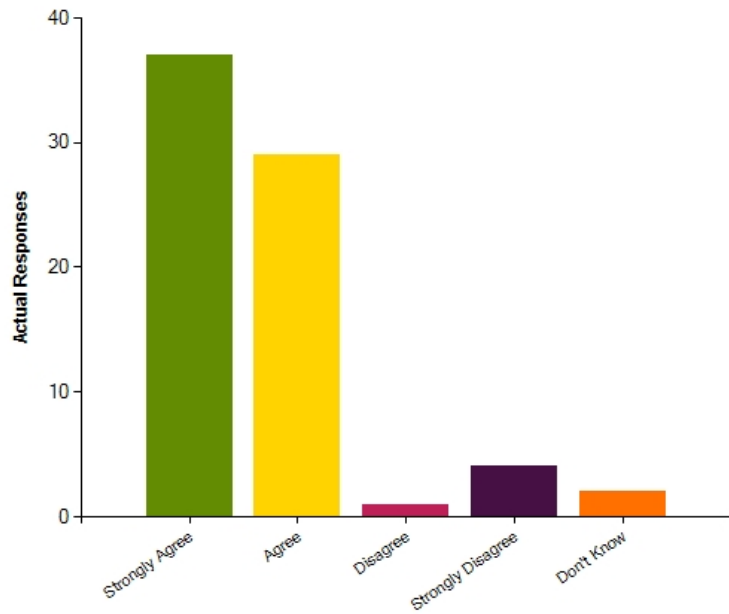
Average Response	1.77
Most Popular Response	Agree



Question : The school keeps my child safe.

	Strongly Agree	Agree	Disagree	Strongly Disagree	Don't Know
No. Of Responses	37	29	1	4	2
Response Percentage	50.68	39.73	1.37	5.48	2.74

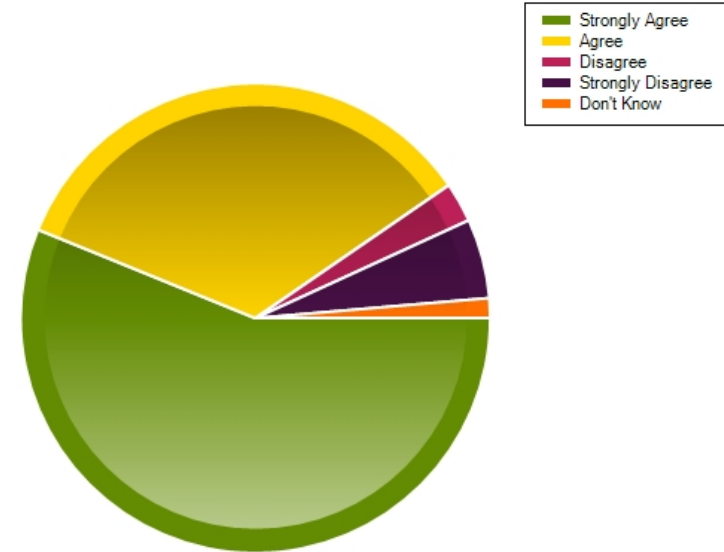
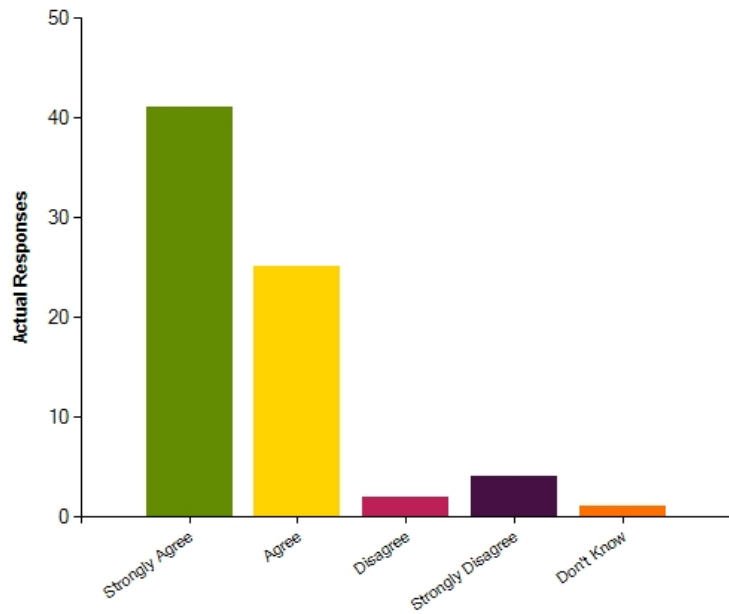
Average Response	1.7
Most Popular Response	Strongly Agree



Question : Relevant staff know my child well and care about them.

	Strongly Agree	Agree	Disagree	Strongly Disagree	Don't Know
No. Of Responses	41	25	2	4	1
Response Percentage	56.16	34.25	2.74	5.48	1.37

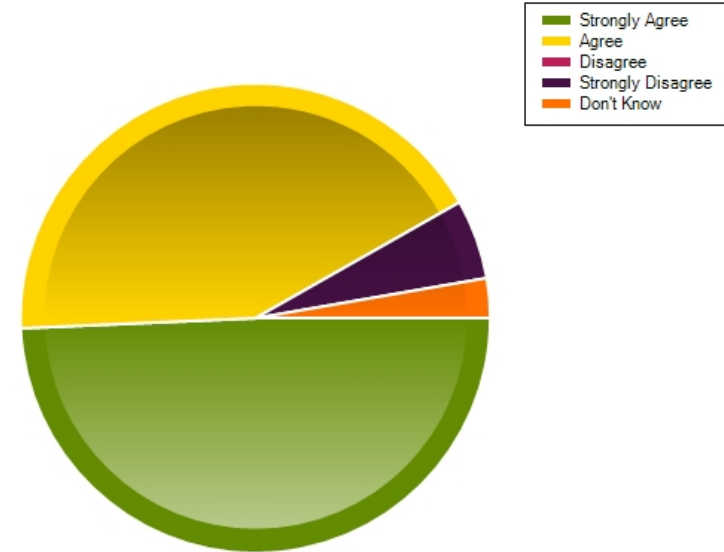
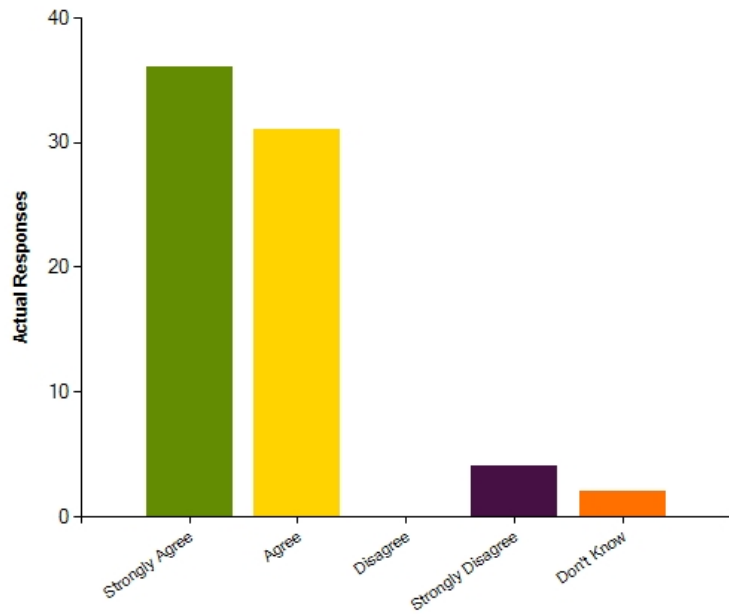
Average Response	1.62
Most Popular Response	Strongly Agree



Question : I think the quality of teaching and learning is good.

	Strongly Agree	Agree	Disagree	Strongly Disagree	Don't Know
No. Of Responses	36	31	0	4	2
Response Percentage	49.32	42.47	0	5.48	2.74

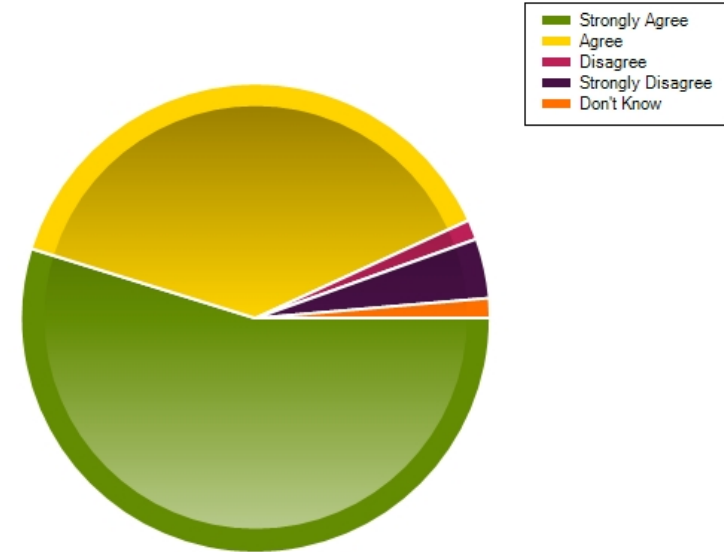
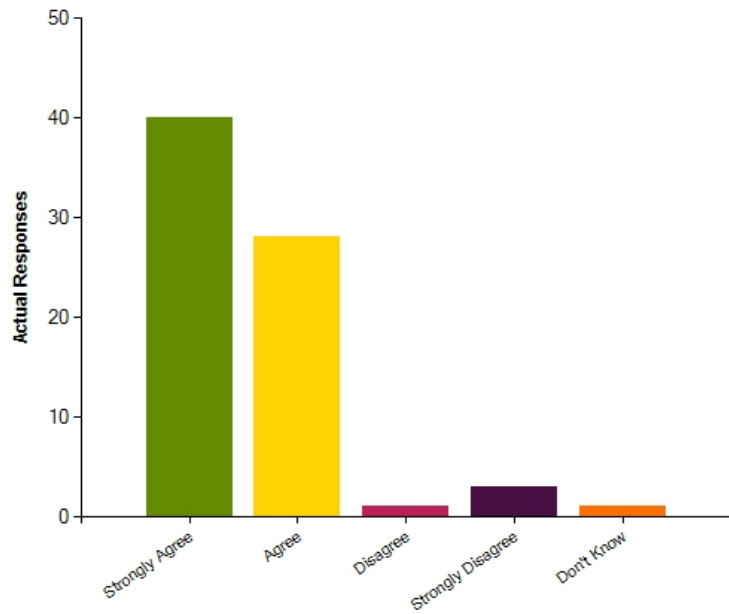
Average Response	1.7
Most Popular Response	Strongly Agree



Question : My child is making good progress.

	Strongly Agree	Agree	Disagree	Strongly Disagree	Don't Know
No. Of Responses	40	28	1	3	1
Response Percentage	54.79	38.36	1.37	4.11	1.37

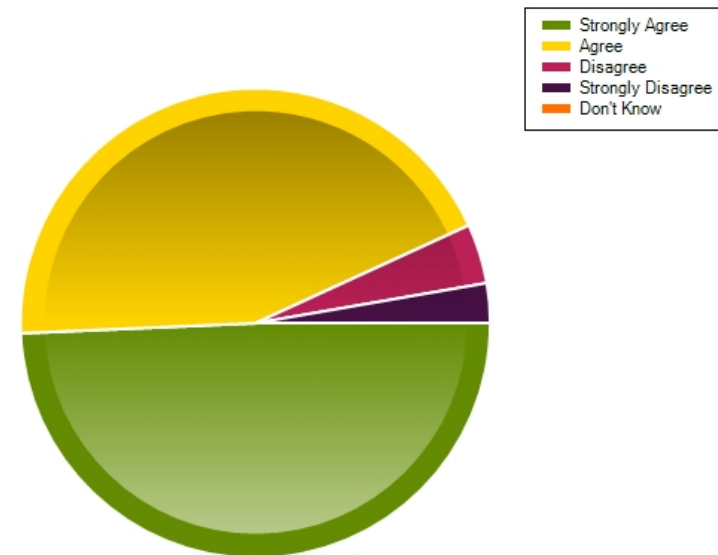
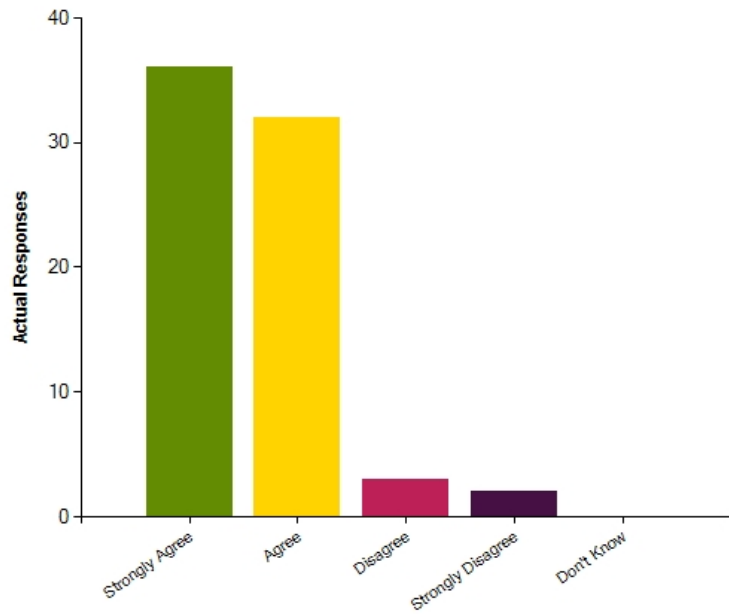
Average Response	1.59
Most Popular Response	Strongly Agree



Question : The school informs me about my child’s progress e.g. parent’s evenings, reports.

	Strongly Agree	Agree	Disagree	Strongly Disagree	Don't Know
No. Of Responses	36	32	3	2	0
Response Percentage	49.32	43.84	4.11	2.74	0

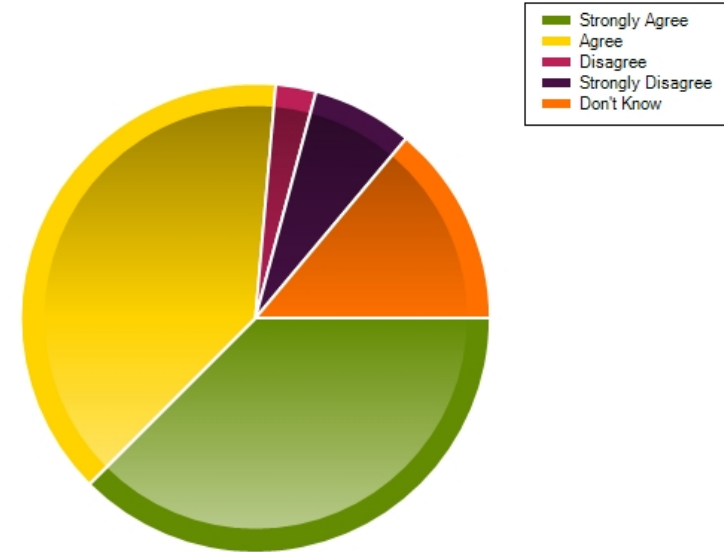
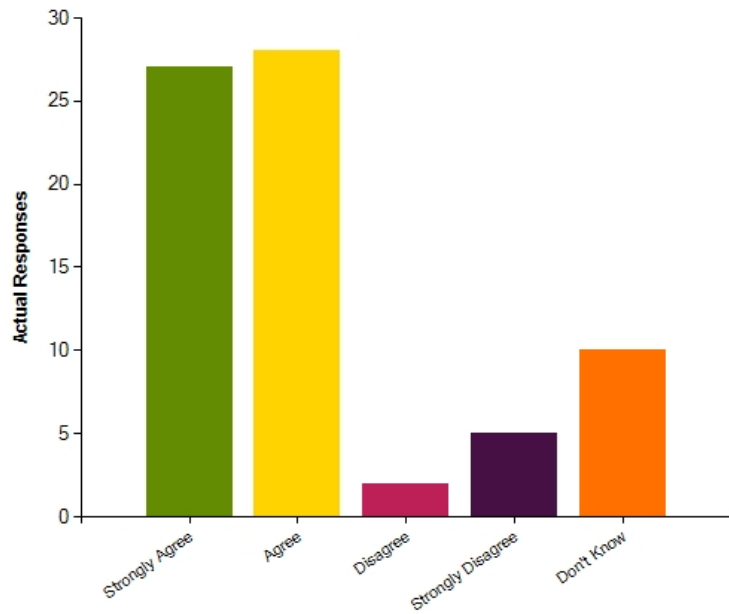
Average Response	1.6
Most Popular Response	Strongly Agree



Question : The school's focus on improving the Mental Health of all, has had a positive impact on my child.

	Strongly Agree	Agree	Disagree	Strongly Disagree	Don't Know
No. Of Responses	27	28	2	5	10
Response Percentage	37.5	38.89	2.78	6.94	13.89

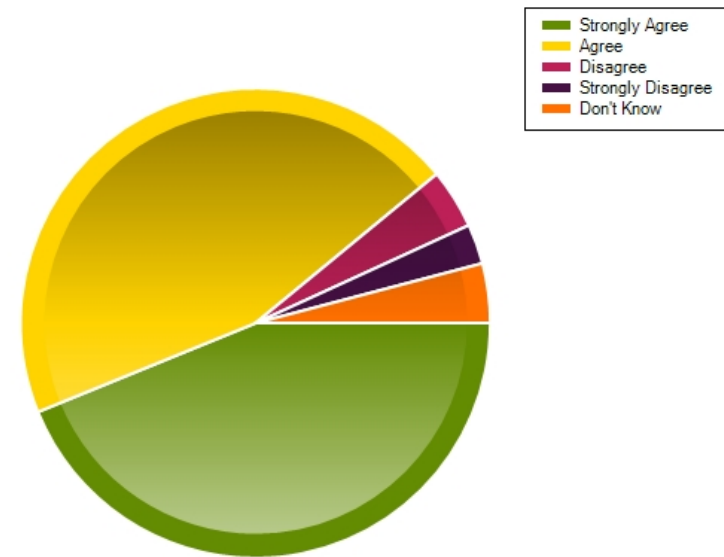
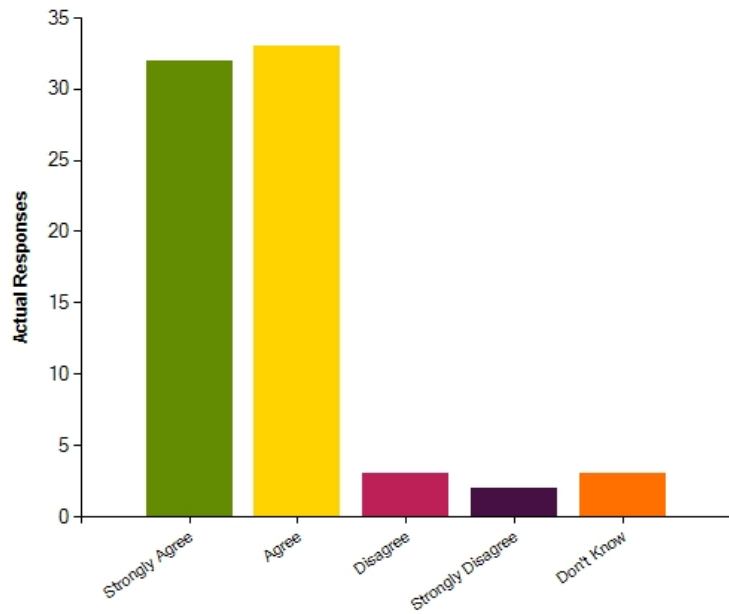
Average Response	2.21
Most Popular Response	Agree



Question : Staff encourage my child to become confident, independent and well prepared for the future.

	Strongly Agree	Agree	Disagree	Strongly Disagree	Don't Know
No. Of Responses	32	33	3	2	3
Response Percentage	43.84	45.21	4.11	2.74	4.11

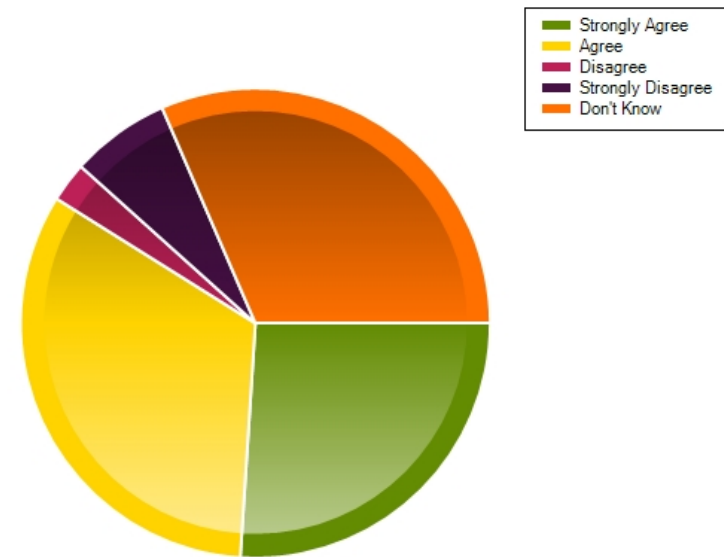
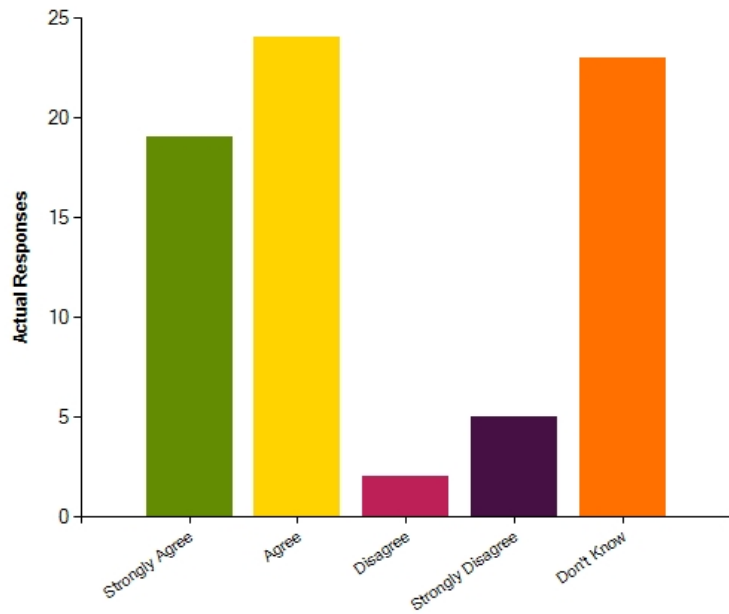
Average Response	1.78
Most Popular Response	Agree



Question : If your child has additional needs, the support you receive from school is good.

	Strongly Agree	Agree	Disagree	Strongly Disagree	Don't Know
No. Of Responses	19	24	2	5	23
Response Percentage	26.03	32.88	2.74	6.85	31.51

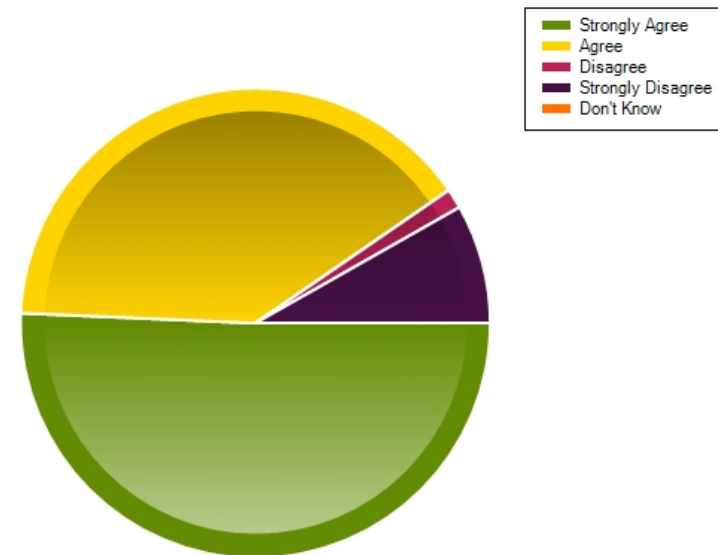
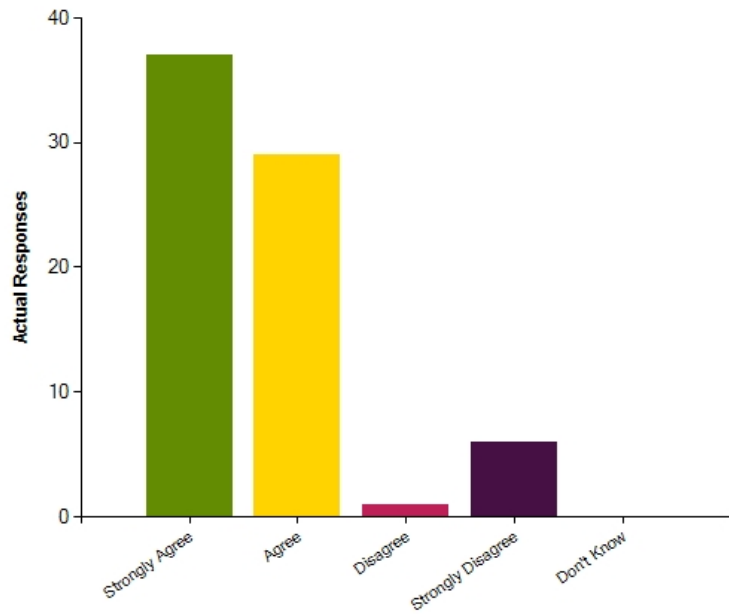
Average Response	2.85
Most Popular Response	Agree



Question : I think the school is well led and managed.

	Strongly Agree	Agree	Disagree	Strongly Disagree	Don't Know
No. Of Responses	37	29	1	6	0
Response Percentage	50.68	39.73	1.37	8.22	0

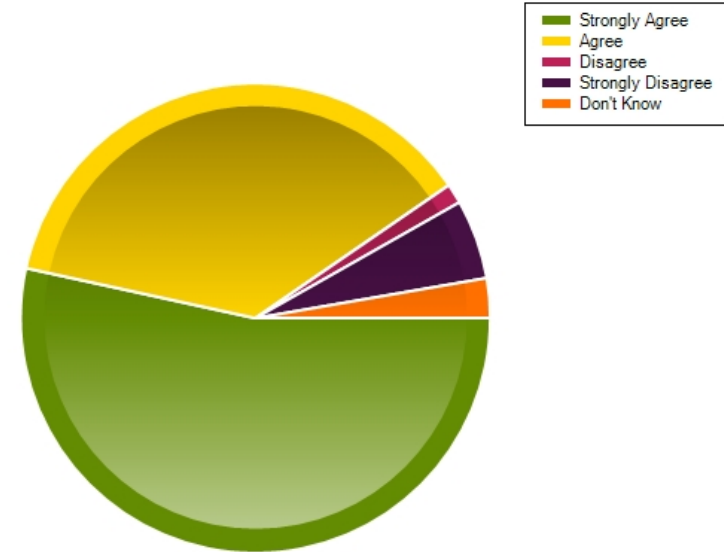
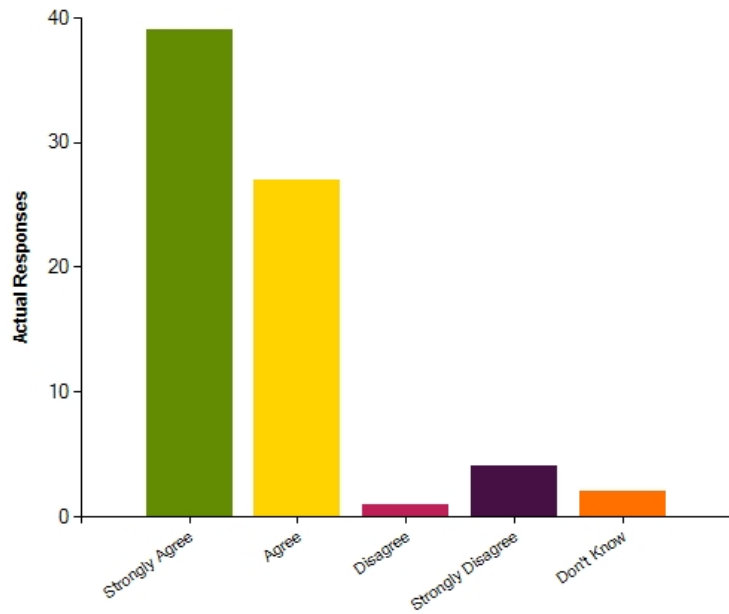
Average Response	1.67
Most Popular Response	Strongly Agree



Question : I would recommend this school to another parent.

	Strongly Agree	Agree	Disagree	Strongly Disagree	Don't Know
No. Of Responses	39	27	1	4	2
Response Percentage	53.42	36.99	1.37	5.48	2.74

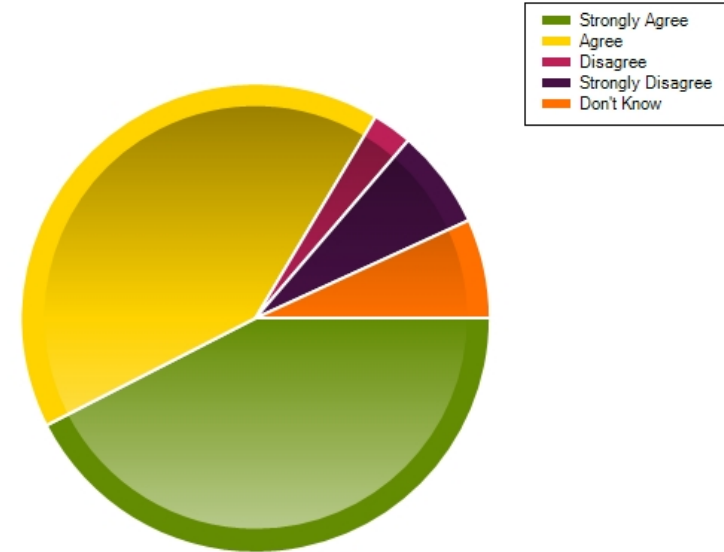
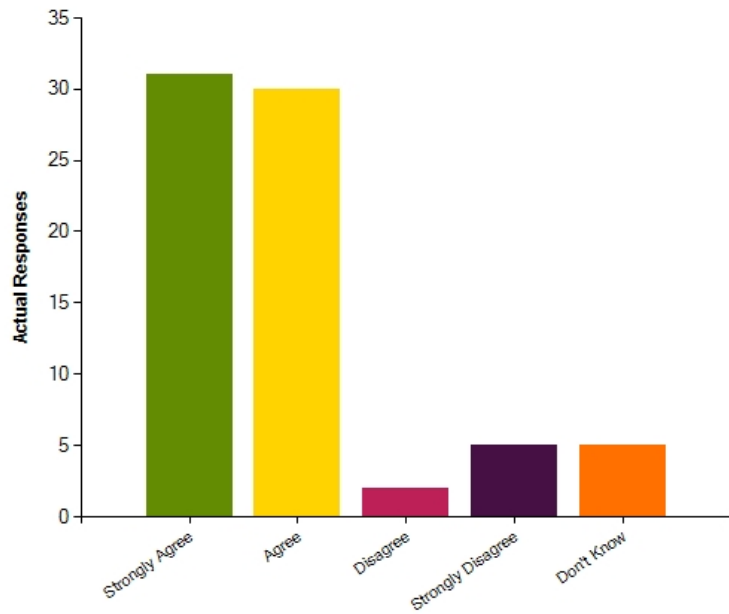
Average Response	1.67
Most Popular Response	Strongly Agree



Question : I know how I can access information from my child’s school about support services for my child’s wellbeing.

	Strongly Agree	Agree	Disagree	Strongly Disagree	Don't Know
No. Of Responses	31	30	2	5	5
Response Percentage	42.47	41.1	2.74	6.85	6.85

Average Response	1.95
Most Popular Response	Strongly Agree



Question : My child is supported well during transitions, such as starting a new class or starting a new school.

	Strongly Agree	Agree	Disagree	Strongly Disagree	Don't Know
No. Of Responses	34	31	0	3	5
Response Percentage	46.58	42.47	0	4.11	6.85

Average Response	1.82
Most Popular Response	Strongly Agree

