

Reports powered by...

Perspective



St Giles Church of England Primary School



Parents Ofsted Questionnaire 12/10/2017

Created on 12/10/2017

Printed by Mark Dakin

Introduction

Perspective surveys are an opportunity to find out how a group of people perceive things that relate to your school or centre.

The following pages contain the results of your survey. Use this report to help you understand peoples perceptions and develop your school or centre to cater for or improve these perceptions.

The Survey

The survey was active between 06/10/2017 – 12/10/2017 and was answered anonymously.

The survey asks a series of questions which the person must rate. The ratings are as follows:

1. Strongly agree
2. Agree
3. Disagree
4. Strongly disagree

The Report

This report is broken down into several sections:

- **Survey Response**

This is an overview of how people responded to your survey.

- **Feedback Summary**

This section gives an overall look at the survey answers.

- **Detailed Feedback**

This section details answers given to each question.

Important note regarding this report:

Reports from surveys contain all the collated feedback from all respondents excepting the following:

Where a survey response contains offensive language, or information that breaches confidentiality/privacy, or information that endangers others, or information that might identify specific children, and where this is detected by automated processes in the software or by quality review, then these responses will be omitted from the survey report.

Survey Responses

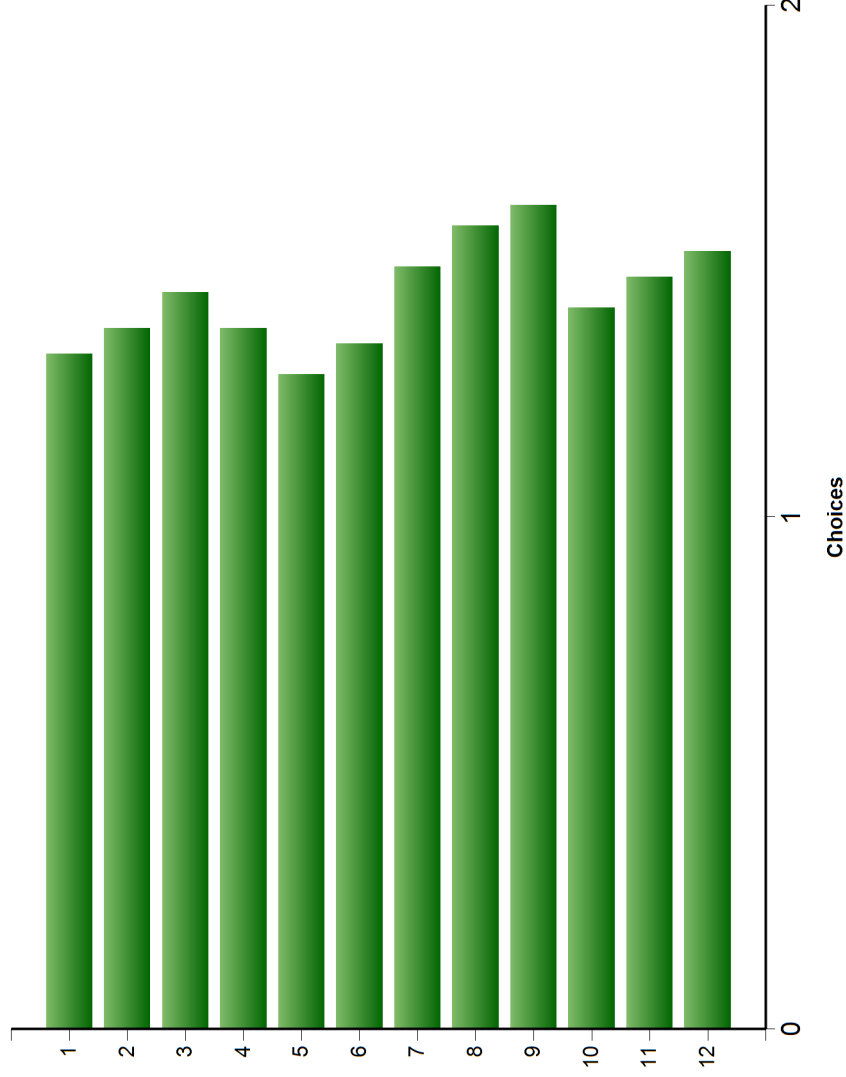
This table gives an overview of the amount of responses you have received.

Distributed To	Completed Questionnaire
169	124

Feedback Summary

Here is a graph representing the average user response for each question

Question	Response				Average
	1	2	3	4	
1	86	40	0	0	1.32
2	83	41	1	1	1.37
3	75	46	5	0	1.44
4	81	43	2	0	1.37
5	92	33	1	0	1.28
6	85	40	0	1	1.34
7	66	58	2	0	1.49
8	59	61	5	0	1.57
9	58	59	7	1	1.61
10	77	47	1	1	1.41
11	71	52	2	1	1.47
12	67	53	6	0	1.52

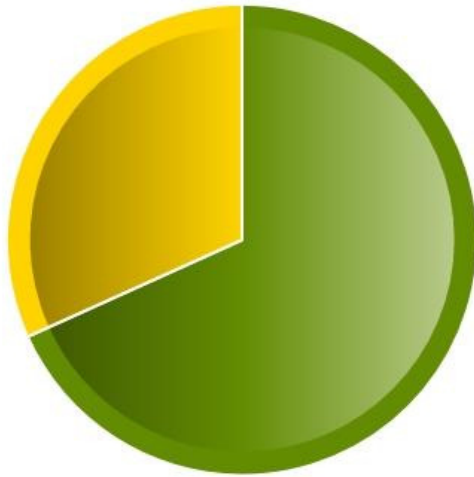
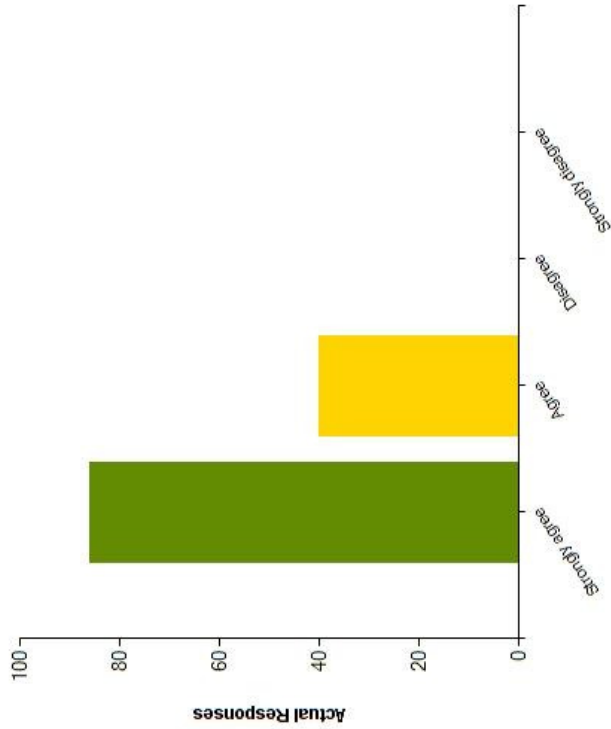


Questions

Question : My child feels safe at this school.

	Strongly agree	Agree	Disagree	Strongly disagree
No. Of Responses	86	40	0	0
Response Percentage	68.25	31.75	0	0

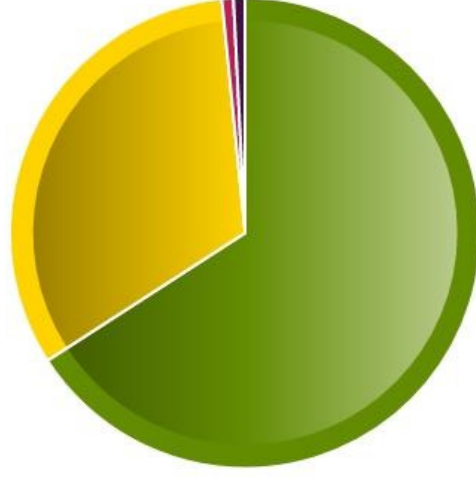
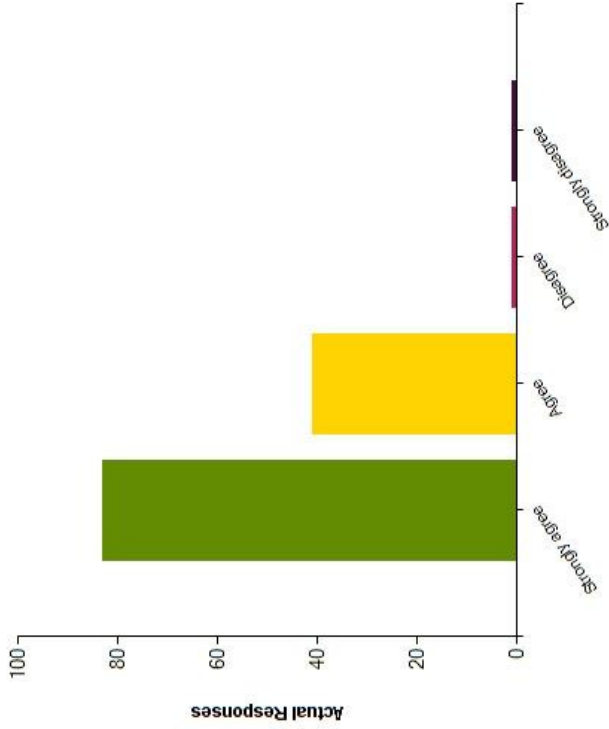
Average Response	1.32
Most Popular Response	Strongly agree



Question : My child is making good progress at this school.

	Strongly agree	Agree	Disagree	Strongly disagree
No. Of Responses	83	41	1	1
Response Percentage	65.87	32.54	0.79	0.79

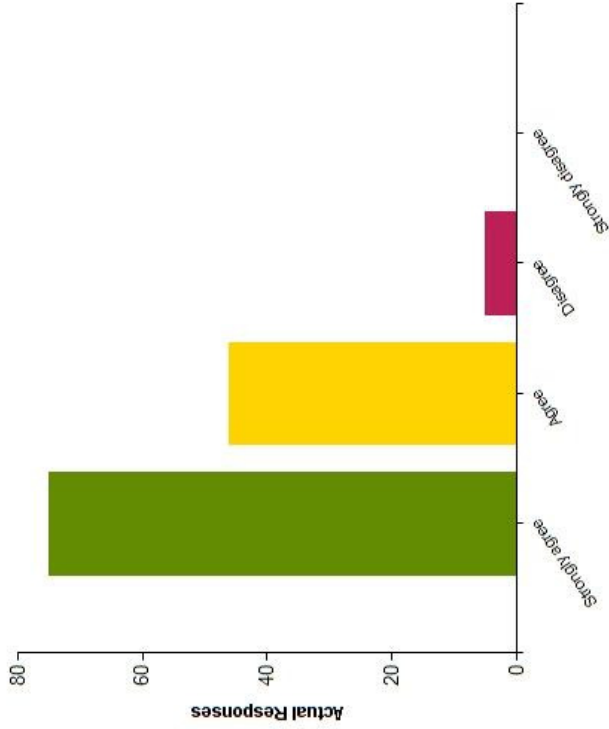
Average Response	1.37
Most Popular Response	Strongly agree



Question : This school meets my child's particular needs.

	Strongly agree	Agree	Disagree	Strongly disagree
No. Of Responses	75	46	5	0
Response Percentage	59.52	36.51	3.97	0

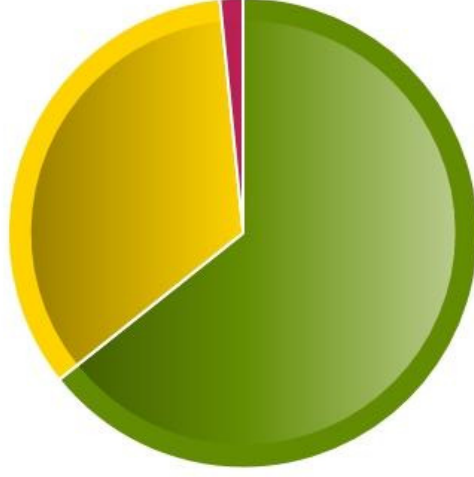
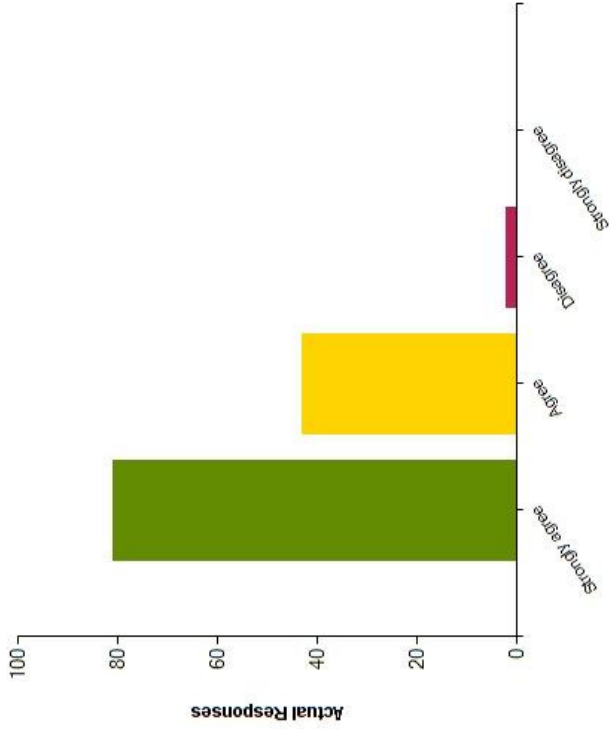
Average Response	1.44
Most Popular Response	Strongly agree



Question : This school ensures my child is well looked after.

	Strongly agree	Agree	Disagree	Strongly disagree
No. Of Responses	81	43	2	0
Response Percentage	64.29	34.13	1.59	0

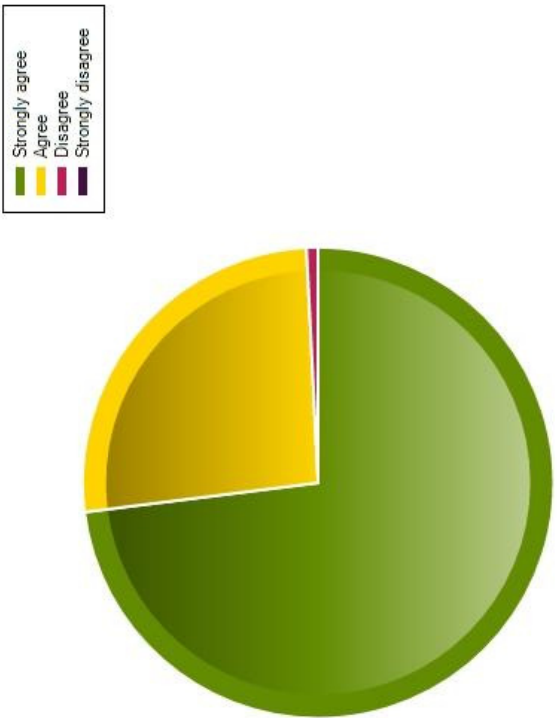
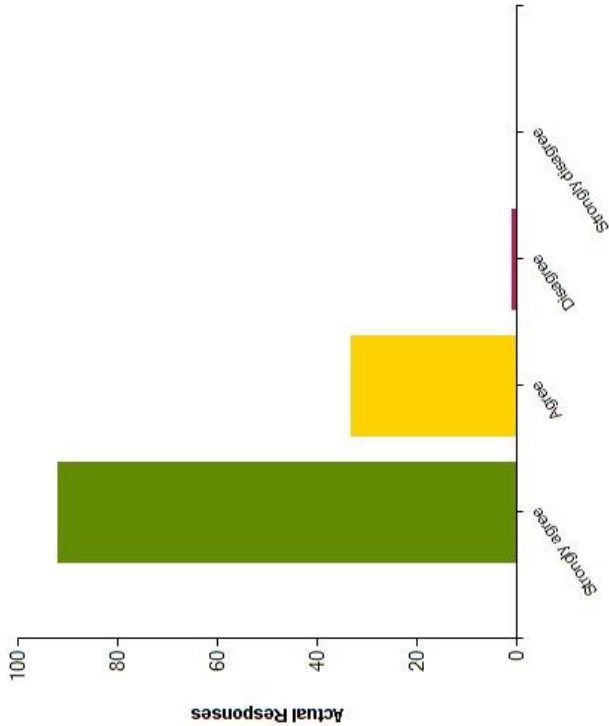
Average Response	1.37
Most Popular Response	Strongly agree



Question : My child is taught well at this school.

	Strongly agree	Agree	Disagree	Strongly disagree
No. Of Responses	92	33	1	0
Response Percentage	73.02	26.19	0.79	0

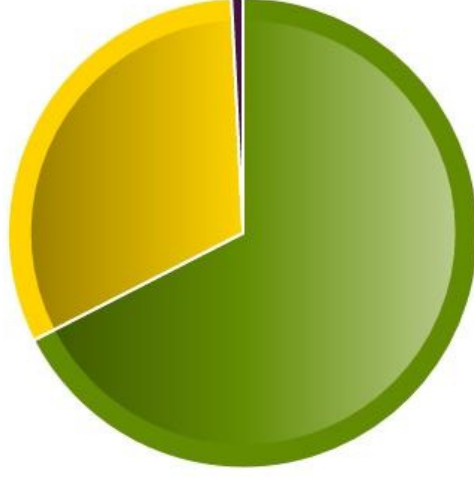
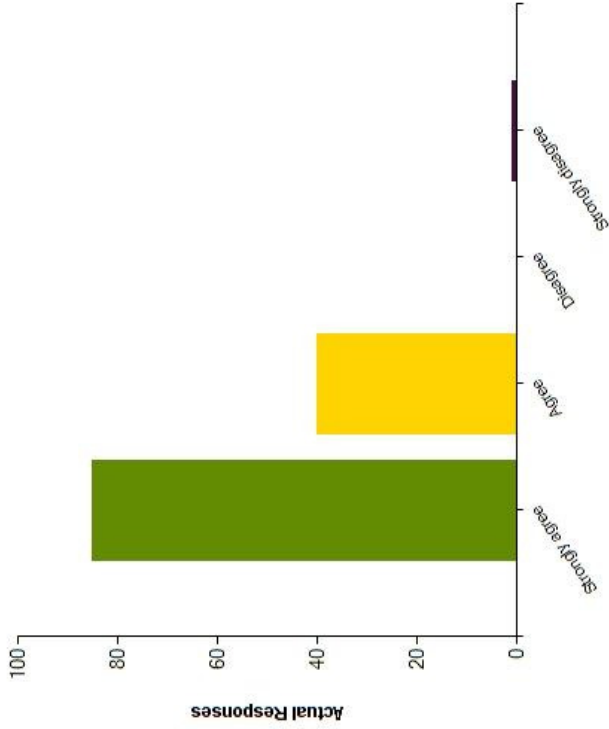
Average Response	1.28
Most Popular Response	Strongly agree



Question : This school helps my child to develop skills in communication, reading, writing and mathematics.

	Strongly agree	Agree	Disagree	Strongly disagree
No. Of Responses	85	40	0	1
Response Percentage	67.46	31.75	0	0.79

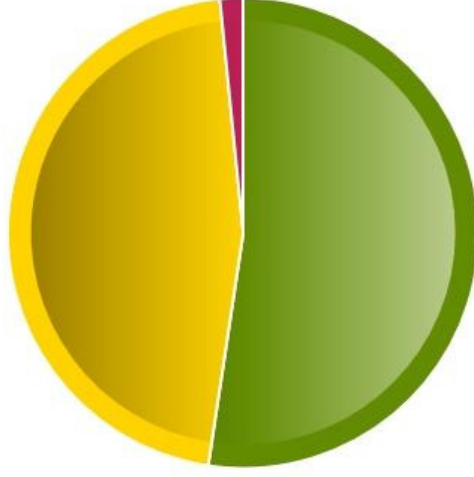
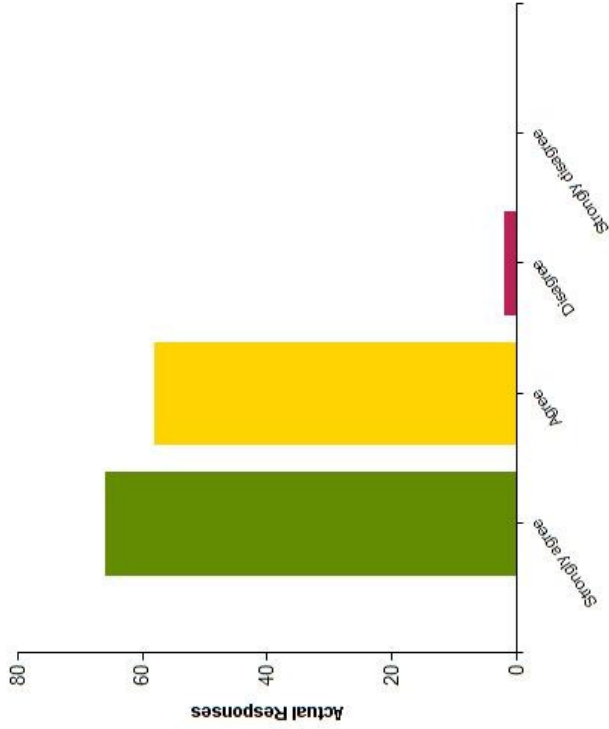
Average Response	1.34
Most Popular Response	Strongly agree



Question : There is a good standard of behaviour at this school.

	Strongly agree	Agree	Disagree	Strongly disagree
No. Of Responses	66	58	2	0
Response Percentage	52.38	46.03	1.59	0

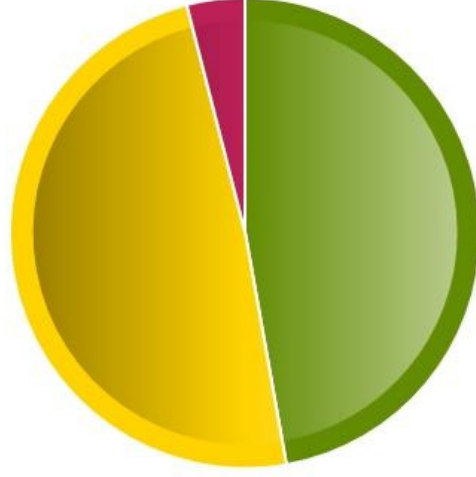
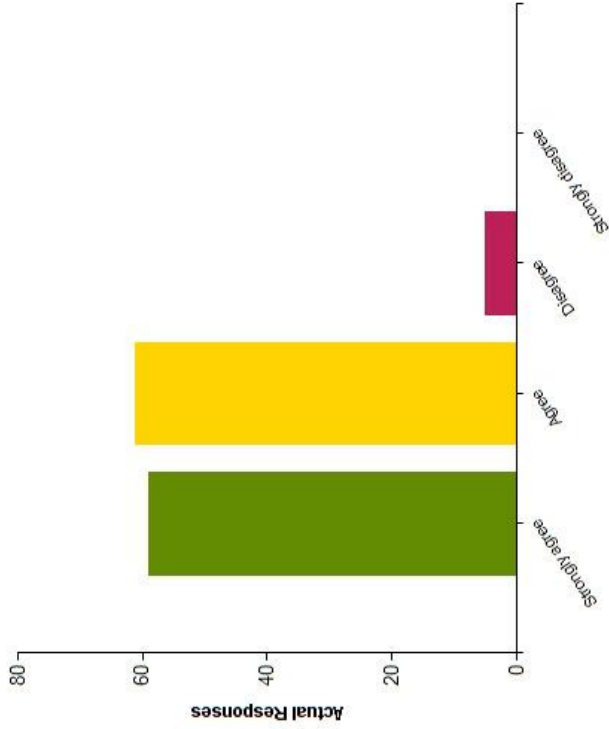
Average Response	1.49
Most Popular Response	Strongly agree



Question : My child's lessons are not disrupted by bad behaviour.

	Strongly agree	Agree	Disagree	Strongly disagree
No. Of Responses	59	61	5	0
Response Percentage	47.2	48.8	4	0

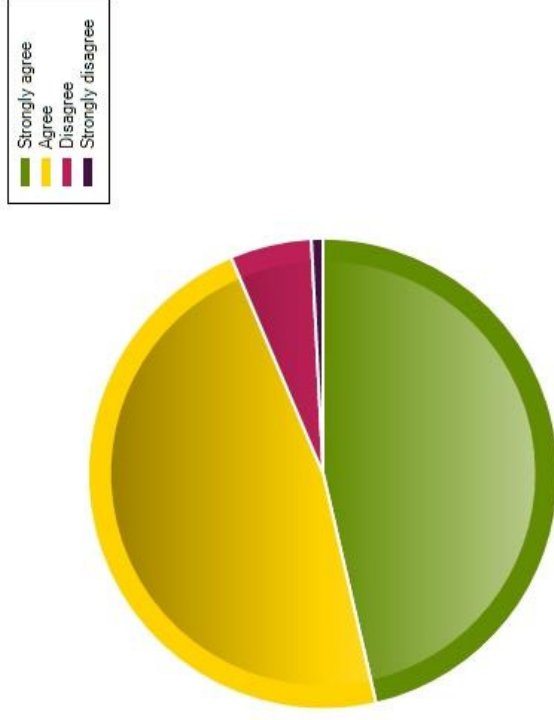
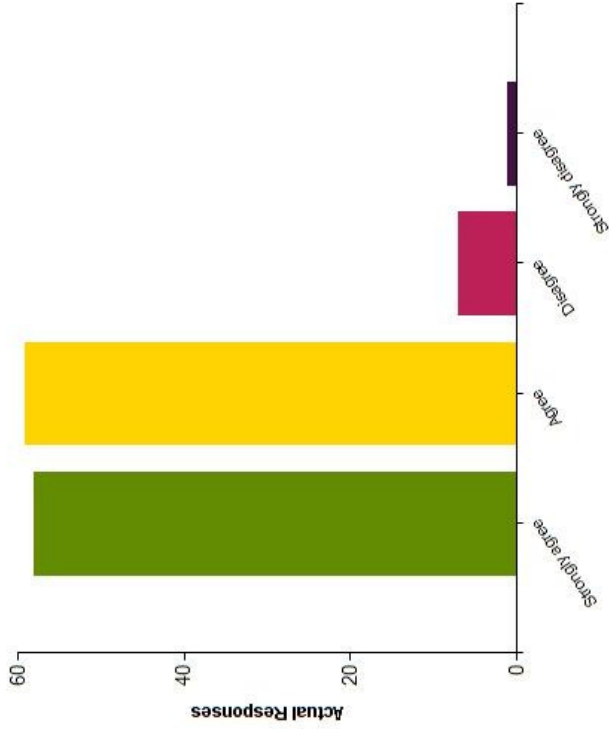
Average Response	1.57
Most Popular Response	Agree



Question : This school deals with any cases of bullying effectively. (Bullying includes persistent name-calling, cyber, racist and homophobic bullying).

	Strongly agree	Agree	Disagree	Strongly disagree
No. Of Responses	58	59	7	1
Response Percentage	46.4	47.2	5.6	0.8

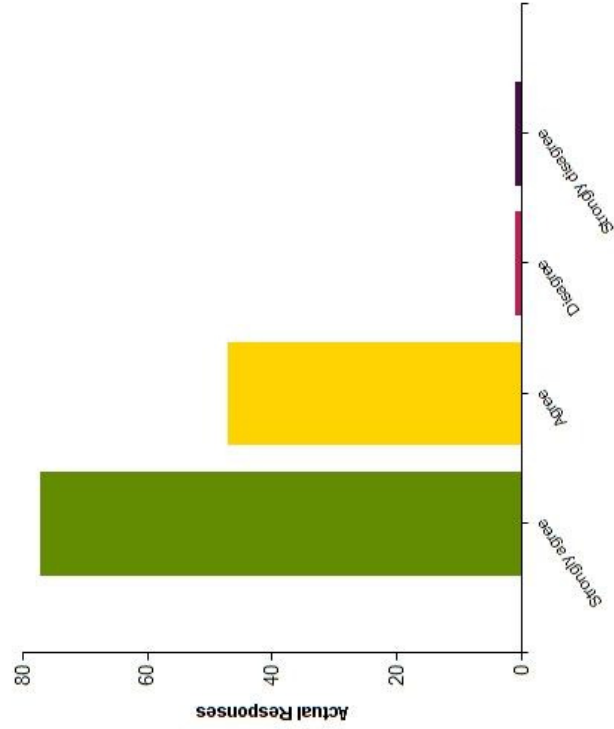
Average Response	1.61
Most Popular Response	Agree



Question : This school helps me to support my child's learning.

	Strongly agree	Agree	Disagree	Strongly disagree
No. Of Responses	77	47	1	1
Response Percentage	61.11	37.3	0.79	0.79

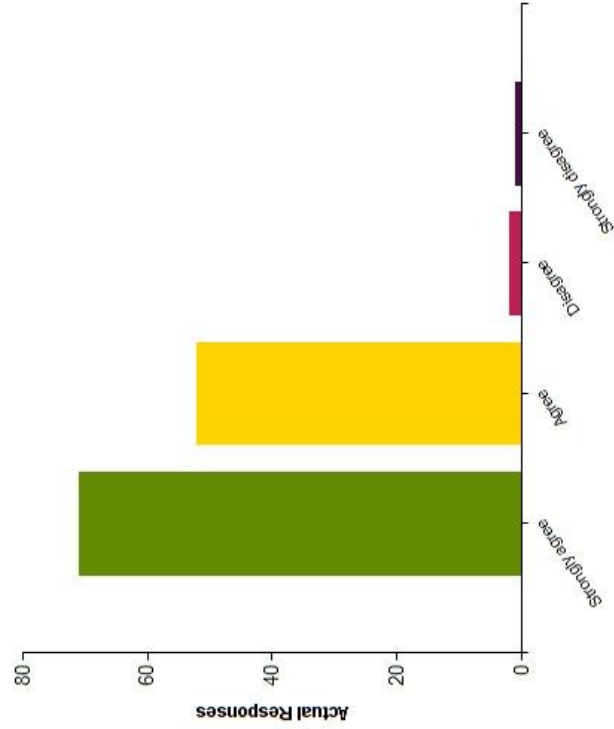
Average Response	1.41
Most Popular Response	Strongly agree



Question : This school responds well to my concerns.

	Strongly agree	Agree	Disagree	Strongly disagree
No. Of Responses	71	52	2	1
Response Percentage	56.35	41.27	1.59	0.79

Average Response	1.47
Most Popular Response	Strongly agree



Question : This school keeps me well informed.

	Strongly agree	Agree	Disagree	Strongly disagree
No. Of Responses	67	53	6	0
Response Percentage	53.17	42.06	4.76	0

Average Response	1.52
Most Popular Response	Strongly agree

